



ELAPRO

Exclusive Distributor

 **NELSKAMP**



ELAPRO flooring system

ELAPRO flooring system

1C synthetic liquids

Balconies | Terraces | Garages | Stairs | Workshops | Cellars

Advantages

Function and use

Discover the **EMICODE® EC 1^{PLUS}** certified **ELAPRO flooring system** - the ultimate solution for balconies, terraces, garage floors, entrance areas, stairs, workshops, hobby rooms and many other applications. The fast and easy floor finishes system requires just a few work steps and system components. A balcony floor finish is possible in just one day.

The ELAPRO flooring system offers a variety of advantages that extend over the entire system. With no hazardous substance symbols, ELAPRO synthetic liquids ensure a pleasant working and living environment. Unpleasant odours do not occur when processing or after processing. The one-component products are easy to work with and thus they reduce the risk of processing errors. After first opening, the leftover material can be used for up to nine months. This means less waste material and results in significant savings. When processing you are not working under time pressure, since for all practical purposes our synthetic liquids do not have a pot life. Consequently, there is no need to comply with limited processing times. This in turn minimises the possibility of error and reduces the necessity of disposing of material that has not yet been applied but which has already hardened. The possibility of disposing of ELAPRO synthetic liquids as commercial waste considerably minimises disposal costs as well as environmental impact. None of the system component contain diisocyanates. Therefore processors are not subject to a special training obligation as stipulated in the new REACH Regulation 2020/1449. In this aspect as well you save the time and expense otherwise required for mandatory training courses.

The particularities of our surface coating: ELAPRO Topcoat is characterised not only by its high mechanical load capacity, but also by its outstanding aesthetics. The self-levelling and easy to spread coating ensures a uniform surface and attractive appearance. Our décor options provide the finishing touch to your surface - both visually and also in terms of safety. You toss the chips directly into the coating in one work step and at the same time you achieve an anti-slip surface with an R10 rating. Alternatively, you can achieve an R11 anti-slip rating by using ELAPRO Q712 (quartz sand). Note that in both cases an additional sealing of the finished surface is not required. This is another advantage that saves time and money.

At a glance

Ecological advantages

- No hazardous substance symbols
- Physiologically harmless primers
- Odourless synthetic liquids
- Odourless primer for interior surfaces
- Not classified as hazardous waste
- No REACH training obligation

Technical advantages

- Fast, easy and cost-effective
- One-component, no mixing
- Balcony floor finish possible in a single day
- High mechanical load capacity
- Up to anti-slip class R11
- Chip sealing is not required
- After first use, the leftover material can be used for 9 months



Learn more about our initiatives for a greener future: Scan the QR code or visit www.elapro.de/sustainability/.

Learn more



10 good reasons for ELAPRO

- | | | | | | | | | | |
|-----------------------|---------------------------|---------------------|-----------------------------|---|------------------------------------|--------------------------|----------------------------------|-------------------------------------|----------------|
| 1 | 2 | 3 | 4 | 5 | 6 | 7 | 8 | 9 | 10 |
| High health-awareness | Lowest level of emissions | Convincingly simple | Maximum weather flexibility | Long-term stability in storage and re-usability | High quality and extended warranty | Absolute service concept | Easy to understand product range | Sustainable environmental awareness | Hansi is alive |

Application areas & floor finishes system


Versatile and simple




Balconies & terraces



Garage floors



Entrance areas



Stairs



Workshops & hobby rooms



Cellar floors

This is why we are faster with our floor finishes system



Primer

Can be coated over after 15 min.

Fast drying time and re-coating time of the primers (just 15 min.) saves significant project time.

Step 1



Waterproofing / indicator layer

Can be coated over after 4 hours

Use of the accelerator enables coating over of the waterproofing after only 4 hours, which in turn reduces wait times and saves money.

Step 2



Coating with décor

Walkable after 12 hours
Full load capacity after 72 hours

Tossing the chips directly into the coating without subsequent sweeping-off and sealing the hardened surface simplifies the process and saves time.

Step 3






ELAPRO tutorials
Here we show how it's done.

Product data

Technical properties

Step 1

	Bonding primers for exterior use		Bonding primers for interior surfaces
Description	ELAPRO Primer KS	ELAPRO Primer UN	ELAPRO Primer BE
			
Material properties			
Application	Plastic-based substrates such as EPDM, EVA, FPO/TPO, GFK and PVC	Metallic and mineral substrates, such as aluminium, concrete, wood, copper, steel and zinc	Mineral substrates such as concrete, screed, brickwork, plaster, tiles, glass, and plasterboard
Packaging	Metal can	Metal can	Plastic container
Delivery form	400 g / 1 kg / 2.5 kg / 4 kg	400 g / 1 kg / 2.5 kg / 4 kg	5 kg
Stability in storage	at least 24 months	at least 24 months	at least 24 months
Standard colour	Colourless, transparent	Light yellow	Light blue / opaque
Processing-relevant data			
Processing temperatures	to +35°C	to +35°C	+5 to +40°C
Consumption	At least 0.05 kg/m ²	At least 0.10 kg/m ² At least 0.35 kg/m ² (concrete)	At least 0.30 kg/m ² At least 0.10 kg/m ² (glass, tiles)
Processing time	40 min.	40 min.	40 min.
Rainproof / walkable	after approx. 15-30 min.	after approx. 15-30 min.	after approx. 15-60 min.

Step 2

Step 3

	Waterproofing / indicator layer		Coating
Description	ELAPRO 1k-SIL blu	ELAPRO 1k-SIL	ELAPRO Topcoat
			
Material properties			
Packaging	Plastic container	Metal can	Metal can
Delivery form	7 kg	6 kg/12 kg	12 kg
Stability in storage	At least 12 months	At least 12 months	At least 12 months
Standard colour(s)	Slate grey	Anthracite grey, Silver grey	Telegrey 2, Light grey
Processing-relevant data			
Processing temperatures	0 to +40°C	0 to +40°C	+5 to +40°C
Consumption	At least 3.3 kg/m ² (waterproofing) At least 0.5 kg/m ² (indicator layer)	At least 3.3 kg/m ² (waterproofing) At least 0.5 kg/m ² (indicator layer)	At least 3.0 kg/m ²
Processing time	90 min.	90 min.	90 min.
Rainproof / walkable	After 1 hour / 12 hours after 30 min. / 4 hours (with ELAPRO QuickDry)	After 1 hour / 12 hours After 30 min. / 4 hours (with ELAPRO QuickDry)	After 1 hour / 12 hours































Colour samples

Real colour mixtures

We have the right colour combination for every taste

Choose the colour(s) you would like to have from our colour range (see table on the left). You have **29 colours to choose** from; each in the sizes **0.5 / 1 / 2 / 3 and 5 mm**, which can be tossed as a single colour or mixed colours. Colours not only change the statement a room makes, they also influence how we feel. Consequently, a careful colour selection transforms unlikely places with stunning effect.

ELAPRO Topcoat [Light Grey] incl. mixed colour chips [Ø 5 mm]			
	Black, White, Grey		Black, Sand Yellow
	Sand yellow, Orient red, Cream		White, Sky blue
	Orient red, Beige grey, Cream		Black, White, Sky blue
	Black, Grey, Sky blue		White, Orient red, Sky blue
	White, Pigeon blue, Patina green		White, Pigeon blue, Sky blue, Patina green
	Sand yellow, Granite grey		Ivory, Beige red, Beige grey
	White, Patina green		Sky blue, Patina green, Pigeon blue

ELAPRO Topcoat [Telegrey 2] incl. mixed colour chips [Ø 5 mm]			
	Black, White, Grey		Black, Sand Yellow
	Sand yellow, Orient red, Cream		White, Sky blue
	Orient red, Beige grey, Cream		Black, White, Sky blue
	Black, Grey, Sky blue		White, Orient red, Sky blue
	White, Pigeon blue, Patina green		White, Pigeon blue, Sky blue, Patina green
	Sand yellow, Granite grey		Ivory, Beige red
	White, Patina green		Sky blue, Patina green, Pigeon blue

Note: Images of the real samples may show structure or colour deviations.

Colour range

ELAPRO Chips

Colour	Name	Colour	Name
	Black		Patina green
	Grey		Reed green
	White		White green
	Sand yellow		Light green
	Brown beige		Pastel turquoise
	Pearl white		Beige grey
	Ivory		Granite grey
	Light ivory		Light grey 2
	Grey beige		Telegrey 4
	Beige red		Beige brown
	Antique pink		Pale brown
	Orient red		Cream
	Pigeon blue		Signal white
	Sky blue		Papyrus white
	Pastel blue		

Note: The colours samples provide an idea of the colour. They may deviate slightly from the actual colour shade of the original chips.
 The chip structure is individual and depends on the technology used by the processor.