



# SHI PRODUCT PASSPORT

Find products. Certify buildings.

SHI Product Passport No.:

**15305-10-1006**

## VELUX Flachdach-Fenster KUPPEL CFP, CVP, CXP, CSP mit ISD 0000 oder 0100

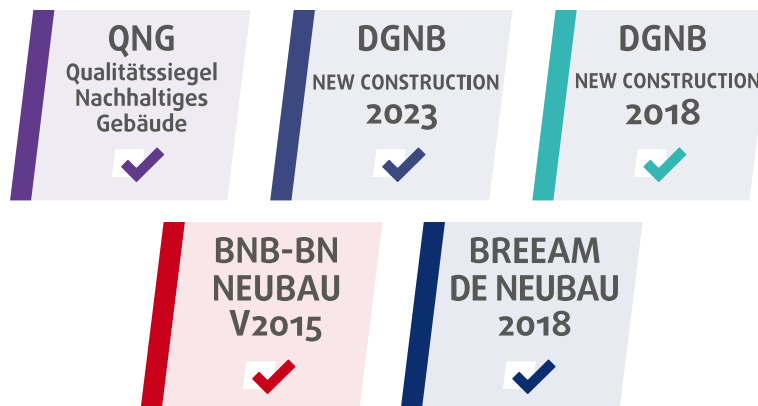
Product group: Skylight - Window



VELUX A/S  
Aadalsvej 99  
2970 Hørsholm



### Product qualities:



*Köttner*

Helmut Köttner  
Scientific Director  
Freiburg, 26 November 2025



Product:






**VELUX Flachdach-Fenster KUPPEL CFP,  
CVP, CXP, CSP mit ISD 0000 oder 0100**

SHI Product Passport no.:

**15305-10-1006**



## Content

 QNG - Qualitätssiegel Nachhaltiges Gebäude	1
 DGNB New Construction 2023	2
 DGNB New Construction 2018	4
 BNB-BN Neubau V2015	5
 BREEAM DE Neubau 2018	6
Product labels	7
Legal notices	8
Technical data sheet/attachments	8

The SHI Database is the first and only database for construction products whose comprehensive processes and data accuracy are regularly verified by the independent auditing company SGS-TÜV Saar





Product:

**VELUX Flachdach-Fenster KUPPEL CFP,  
CVP, CXP, CSP mit ISD 0000 oder 0100**

SHI Product Passport no.:

**15305-10-1006**



## **QNG - Qualitätssiegel Nachhaltiges Gebäude**

The Qualitätssiegel Nachhaltiges Gebäude (Quality Seal for Sustainable Buildings), developed by the German Federal Ministry for Housing, Urban Development and Building (BMWSB), defines requirements for the ecological, socio-cultural, and economic quality of buildings. The Sentinel Holding Institut evaluates construction products in accordance with QNG requirements for certification and awards the QNG ready label. Compliance with the QNG standard is a prerequisite for eligibility for the KfW funding programme. For certain product groups, the QNG currently has no specific requirements defined. Although classified as not assessment-relevant, these products remain suitable for QNG-certified projects.

Criteria	Pos. / product group	Considered substances	QNG assessment
3.1.3 Schadstoffvermeidung in Baumaterialien	11.1 Plastics (PVC) for interior surface coverings and plastic components	Heavy metals (lead, cadmium, tin) / emissions / SVHC: phthalates	QNG ready
<b>Verification:</b> Herstellererklärung vom 04.08.2025			



Product:

**VELUX Flachdach-Fenster KUPPEL CFP,  
CVP, CXP, CSP mit ISD 0000 oder 0100**

SHI Product Passport no.:

**15305-10-1006**



## DGNB New Construction 2023

The DGNB System (German Sustainable Building Council) assesses the sustainability of various types of buildings. It can be applied to both large-scale private and commercial projects as well as smaller residential buildings. The 2023 version sets high standards for ecological, economic, socio-cultural, and functional aspects throughout the entire life cycle of a building.

Criteria	Assessment
ECO1.1 Life cycle cost (*)	May positively contribute to the overall building score
<b>Verification:</b> An improved u-value can contribute to more energy efficient building components. Sloped roof windows, flat roof windows and other Velux windows can result in less frequent use of electric light. Use of window's opening can also increase ventilation. Further detailing can be completed with more case-to-case information.	

Criteria	Assessment
ECO2.6 Climate resilience (*)	May positively contribute to the overall building score
<b>Verification:</b> Velux Products provide natural cooling and ventilation, see documentation of windows application. Materials providing heat protection are the individual window's glazing and implementation of various accessories./ With the use of the Velux windows and the ventilation, improves the wind circulation in the area of the building, which could mitigate the facts of radon.	

Criteria	Assessment
ENV1.1 Climate action and energy (*)	May positively contribute to the overall building score
<b>Verification:</b> Some of the products include PV cells. This generates PV panels on both the roof and in the product./ Connected to ECO 1.1 as well as an implementation of the automation of the windows and Velux Active. / We offer products which operated through electric/solar powered sources, which results in an automatised product package./ The product is characterised for its high durability (see life time test attached), but is not characterised for its recyclability.	

Criteria	Assessment
SOC1.1 Thermal comfort (*)	May positively contribute to the overall building score
<b>Verification:</b> The opening of the windows introduce fresh air into the building + offering of various shading and glazing materials resulting in a solar protection	



Criteria	Assessment
SOC1.3 Sound insulation and acoustic comfort (*)	May positively contribute to the overall building score
<b>Verification:</b> We offer some products with high sound properties as well as external accessories	

Criteria	Assessment
SOC1.4 Visual comfort (*)	May positively contribute to the overall building score
<b>Verification:</b> Connected to ECO 1.1	

Criteria	Assessment
TEC1.3 Quality of the building envelope (*)	May positively contribute to the overall building score
<b>Verification:</b> We offer some products with higher insulation properties with various glazings and an addition of various accessories	

Criteria	Assessment
TEC1.4 Use and integration of building technology (*)	May positively contribute to the overall building score
<b>Verification:</b> we offer products which can integrate automation systems.	

Criteria	No. / Relevant building components / construction materials / surfaces	Considered substances / aspects	Quality level
ENV 1.2 Local environmental impact, 03.05.2024 (3rd edition)	44 Products made of plastics (PVC)	SVHC	Quality level 4
<b>Verification:</b> Herstellererklärung vom 04.08.2025			

Criteria	No. / Relevant building components / construction materials / surfaces	Considered substances / aspects	Quality level
ENV 1.2 Local environmental impact, 29.05.2025 (4th edition)	44 Products made of plastics (PVC)	SVHC	Quality level 4
<b>Verification:</b> Herstellererklärung vom 04.08.2025			



Product:

**VELUX Flachdach-Fenster KUPPEL CFP,  
CVP, CXP, CSP mit ISD 0000 oder 0100**

SHI Product Passport no.:

**15305-10-1006**

**VELUX®**

## DGNB New Construction 2018

The DGNB System (German Sustainable Building Council) assesses the sustainability of various types of buildings. It can be applied to both large-scale private and commercial projects as well as smaller residential buildings.

Criteria	No. / Relevant building components / construction materials / surfaces	Considered substances / aspects	Quality level
ENV 1.2 Local environmental impact	44 Products made of Plastics (Factory)	SVHC	Quality level 4
<b>Verification:</b> Herstellererklärung vom 04.08.2025			



Product:

**VELUX Flachdach-Fenster KUPPEL CFP,  
CVP, CXP, CSP mit ISD 0000 oder 0100**

SHI Product Passport no.:

**15305-10-1006**

**VELUX®**

## **BNB-BN Neubau V2015**

The Bewertungssystem Nachhaltiges Bauen (Assessment System for Sustainable Building) is a tool for evaluating public office and administrative buildings, educational facilities, laboratory buildings, and outdoor areas in Germany. The BNB was developed by the former Federal Ministry for the Environment, Nature Conservation, Building and Nuclear Safety (BMUB) and is now overseen by the Federal Ministry for Housing, Urban Development and Building (BMWSB).

Criteria	Pos. / product type	Considered substance group	Quality level
1.1.6 Risiken für die lokale Umwelt	29 PVC construction products	Heavy metals (lead, cadmium, tin), individual hazardous substances	Quality level 5
<b>Verification:</b> Herstellererklärung vom 04.08.2025			



Product:

SHI Product Passport no.:

**VELUX Flachdach-Fenster KUPPEL CFP,  
CVP, CXP, CSP mit ISD 0000 oder 0100**

**15305-10-1006**

**VELUX®**

## **BREEAM DE Neubau 2018**

BREEAM (Building Research Establishment Environmental Assessment Methodology) is a UK-based building assessment system that evaluates the sustainability of new constructions, refurbishments, and conversions. Developed by the Building Research Establishment (BRE), the system aims to assess and improve the environmental, economic, and social performance of buildings.

Criteria	Product category	Considered substances	Quality level
Hea 02 Indoor Air Quality			Not relevant for assessment





Product:

**VELUX Flachdach-Fenster KUPPEL CFP,  
CVP, CXP, CSP mit ISD 0000 oder 0100**

SHI Product Passport no.:

**15305-10-1006**

**VELUX®**

## Product labels

In the construction industry, high-quality materials are crucial for a building's indoor air quality and sustainability. Product labels and certificates offer guidance to meet these requirements. However, the evaluation criteria of these labels vary, and it is important to carefully assess them to ensure products align with the specific needs of a construction project.



Products bearing the Sentinel Holding Institute QNG-ready seal are suitable for projects aiming to achieve the "Qualitätssiegel Nachhaltiges Gebäude" (Quality Seal for Sustainable Buildings). QNG-ready products meet the requirements of QNG Appendix Document 3.1.3, "Avoidance of Harmful Substances in Building Materials." The KfW loan program Climate-Friendly New Construction with QNG may allow for additional funding.



The IBU ("Institut Bauen und Umwelt e.V.") is an initiative of building product manufacturers committed to sustainability in construction. It serves as the programme operator for Environmental Product Declarations (EPDs) in accordance with the EN 15804 standard. The IBU EPD programme provides comprehensive life cycle assessments and environmental impact data for construction products, supported by independent third-party verification.



Product:

**VELUX Flachdach-Fenster KUPPEL CFP,  
CVP, CXP, CSP mit ISD 0000 oder 0100**

SHI Product Passport no.:

**15305-10-1006**

**VELUX®**

## Legal notices

(\*) These criteria apply to the construction project as a whole. While individual products can positively contribute to the overall building score through proper planning, the evaluation is always conducted at the building level. The information was provided entirely by the manufacturer.

---

Find our criteria here: <https://www.sentinel-holding.eu/de/Themenwelten/Pr%C3%BCfverfahren/kriterien%20f%C3%BCr%20Produkte>

---

The SHI Database is the first and only database for construction products whose comprehensive processes and data accuracy are regularly verified by the independent auditing company SGS-TÜV Saar

**SGS**

**SGS  
TÜV  
SAAR**

### Publisher

Sentinel Holding Institut GmbH  
Bötzingen Str. 38  
79111 Freiburg im Breisgau  
Tel.: +49 761 59048170  
[info@sentinel-holding.eu](mailto:info@sentinel-holding.eu)  
[www.sentinel-holding.eu](http://www.sentinel-holding.eu)

# VELUX Flachdach-Ausstiegswenster CXP

Verglasung 73FQV



Das manuelle Flachdach-Ausstiegswenster CXP ermöglicht mit seiner extra weiten Öffnung einen einfachen Zugang zum Dach. Eine laminierte Innenscheibe verhindert das Splittern im Falle eines Bruchs. Erhältlich mit Kuppel aus Acryl und Polykarbonat. Das Flachdach-Ausstiegswenster erfüllt alle relevanten EU-Rechtsvorschriften.

- Eine besonders große Öffnung ermöglicht den einfachen Zugang zum Dach und bietet einen zusätzlichen Notausgang im Brandfall.
- Verbessern Sie den Gesamtkomfort durch die Niedrigenergie-Doppelverglasung mit zwei energiesparenden Beschichtungen.
- Das Rahmendesign erhöht den Tageslichteinfall in den Raum.
- Das Basiselement aus wartungsfreiem weißen PVC reflektiert mehr natürliches Licht und sorgt dadurch für viel Helligkeit im Raum.
- Unsere Flachdach-Fenster erhalten den klaren Blick nach draußen, da sie für eine Minimierung von Kondensatbildung konstruiert wurden.
- Dank des modularen Designs muss bei Reparaturen nicht das gesamte Fenster ausgetauscht werden.



To whom it may concern



VELUX A/S  
Ådalsvej 99  
DK-2970 Hørsholm  
Denmark  
Telephone +45 45 16 40 00  
www.velux.com

Date: 04 August 2025

## Sentinel Haus criteria

### VOC content

We can confirm that the plants performing the factory coating of our products are operated in accordance with or (for smaller companies) in accordance with the 31st Ordinance of the Federal Emission Control Act or by the Europe-wide regulation Regulation 2010/75/EU - Industrial Emissions Directive (IED), (formerly Regulation 1999/13/EU).

We are working with our supplier base to investigate means of reducing the VOC content of the applied coating materials.

We are continuously working on reducing our negative social and environmental impact. Information on this work can be found in our Sustainability Report 2023 ([link](#)).

### Chemical content

We hereby declare that all products comply with the following criteria.

- No use of halogenated blowing agents
- No use of brominated flame retardants (HBCD)
- No use of reproduction toxic boron compounds in quantities of more than 0.1% (w/w)
- No use of chrome VI oxide surface treatment (passivation)
- No use of lead, tin and cadmium compounds in quantities of more than 0,1% in our windows, except for MSL awning blind and KFX smoke ventilation control unit, both contains lead ((CAS no 743-92-1) in quantities of more than 0,1%.
- No use of chrome VI compounds
- None of our products contain any substances (incl. reproductive-toxic phthalates) of very high concern or substances from the candidate list in quantities of more than 0.1 % (w/w)
- No use of cadmium in PVC components in quantities of more than 0.01%

Yours sincerely,

Birthe Uldahl Kjeldsen

Senior manager,

Product Specification and Documentation

Product Regulatory Affairs

To Whom it May Concern



Ådalsvej 99  
DK-2970 Hørsholm  
Denmark  
+45 45 16 40 00 Telephone  
+45 45 16 40 01 Telefax

Valid: 22 January 2025 – 21 January 2026

VELUX A/S is aware of REACH regulation and acknowledge the obligations which derive from the regulation.

We can confirm that none of the VELUX products, packaging etc. are covered by the obligation to register in accordance to REACH.

Furthermore, we can confirm that none<sup>1</sup> of our products contain any Substances of Very High Concern or substances at the Candidate list in quantities of more than 0,1% (w/w).

We can also confirm that we are in contact with our suppliers to ensure that they are aware of REACH.

Birthe Uldahl Kjeldsen

A handwritten signature in black ink that reads "Birthe Kjeldsen". The signature is written in a cursive style and is positioned over the printed name.

Senior manager

Technical Values

Standardisation & Technical Performance

VELUX A/S

Ådalsvej 99, DK 2970 Hørsholm

---

<sup>1</sup> Apart from backup batteries for smoke ventilation products (KFX) and small PV modules used in VELUX MSL awning blinds, please see separate certificate.

# ENVIRONMENTAL PRODUCT DECLARATION

as per ISO 14025 and EN 15804+A2

Owner of the Declaration	VELUX Group
Publisher	Institut Bauen und Umwelt e.V. (IBU)
Programme holder	Institut Bauen und Umwelt e.V. (IBU)
Declaration number	EPD-VEL-20220133-IBJ3-EN
Issue date	25.07.2022
Valid to	24.07.2027

## VELUX flat roof window CFP VELUX A/S

[www.ibu-epd.com](http://www.ibu-epd.com) | <https://epd-online.com>



## 1. General Information

### VELUX A/S

#### Programme holder

IBU – Institut Bauen und Umwelt e.V.  
Hegelplatz 1  
10117 Berlin  
Germany

#### Declaration number

EPD-VEL-20220133-IBJ3-EN

#### This declaration is based on the product category rules:

Windows and doors , 01.08.2021  
(PCR checked and approved by the SVR)

#### Issue date

25.07.2022

#### Valid to

24.07.2027



Dipl.-Ing. Hans Peters  
(Chairman of Institut Bauen und Umwelt e.V.)



Florian Pronold  
(Managing Director Institut Bauen und Umwelt e.V.)

### VELUX flat roof window CFP

#### Owner of the declaration

VELUX Group  
Adalsvej 99  
2970 Hørsholm  
Denmark

#### Declared product / declared unit

The declaration represents 1 piece of a VELUX flat roof windows CFP of the size 1.20 m x 1.20 m = 1.44 m<sup>2</sup>

#### Scope:

The declaration covers 100% of VELUX flat roof windows CFP by Partizánske Building Components SK, Slovenia.  
The owner of the declaration shall be liable for the underlying information and evidence; the IBU shall not be liable with respect to manufacturer information, life cycle assessment data and evidences.

The EPD was created according to the specifications of EN 15804+A2. In the following, the standard will be simplified as *EN 15804*.

#### Verification

The standard EN 15804 serves as the core PCR	
Independent verification of the declaration and data according to ISO 14025:2011	
<input type="checkbox"/>	internally
<input checked="" type="checkbox"/>	externally



Dr. Eva Schmincke,  
(Independent verifier)

## 2. Product

### 2.1 Product description/Product definition

The Velux Flat roof windows CFP consists of a fixed base unit made of a PVC curb with an integrated glazing unit and a top unit with one-layer opaque or transparent acrylic (PMMA) dome. For the placing on the market of the product in the European Union/European Free Trade Association (EU/EFTA) (with the exception of Switzerland) *Regulation (EU) No. 305/2011 (CPR)* applies. The product needs a declaration of performance taking into consideration *EN 1873:2005*, Prefabricated accessories for roofing - Individual rooflights of plastics - Product specification and test methods and the CE-marking. For the application and use the respective national provisions apply.

### 2.2 Application

Velux flat roof windows CFP are used in renovation and new build.

### 2.3 Technical Data

The Declaration of Performance including relevant technical specifications and test methods/test standards can be downloaded from the website [www.velux.com/ce](http://www.velux.com/ce).

The declared values in the table relate to the reference product incl. an average pane. For other covered product variants, specific values can be selected at the bottom of the above-mentioned download page

#### Constructional data for CFP 120120 73Q+ISD 0000

For other variants, see [velux.com/ce](http://velux.com/ce)

Name	Value	Unit
Reaction to fire	-	class
Resistance to upward load EN 1875	UL 1500	-
water permeability acc. to EN 13985, EN 1027	-	class
Resistance to downward load EN 1873	UL 2500	-
Resistance to fire EN 13501-2	NPD	-
External fire performance EN 13501-5	NPD	-
Water tightness EN 1873	passed	-
Impact resistance - small hard body passed EN 1873	passed	-
Impact resistance - large soft body EN 1873	SB 1200	-
Direct airborne sound insulation EN ISO 410-3	36 (-1;-4)	dB
Thermal transmittance EN 1873	0,80	W/(m2K)
Luminous transmittance EN 410	0,72	-
Air permability EN 1026	A3	Class
Durability EN 1873	NPD	-

Performance data of the product in accordance with the declaration of performance with respect to its essential characteristics according to

- *EN 1873:2005*, Prefabricated accessories for roofing - Individual rooflights of plastics - Product specification and test methods

### 2.4 Delivery status

The product is available in pre-defined sizes covering 0,6x0,6m to 1,5x1,5m.

### 2.5 Base materials/Ancillary materials

Composition of the base unit CFP:  
PVC 40 %

laminated glass 35 %  
tempered glass 20 %  
others

Composition of the top unit (ISD 0000A):  
PMMA 95 %  
iron & cast iron 5 %

1) 'This product/article/at least one partial article contains substances listed in the *candidate list* (date: 02.03.2022) exceeding 0.1 percentage by mass:

- no

2) 'This product/article/at least one partial article contains other CMR substances in categories 1A or 1B which are not on the *candidate list*, exceeding 0.1 percentage by mass:

- not investigated with suppliers

3) 'Biocide products were added to this construction product or it has been treated with biocide products (this then concerns a treated product as defined by the (EU) *Regulation on Biocidal Products No. 528/2012*):

- no

### Recycled content

Name	Value	Unit
Glass	12	%
Others	0	%

The values stated in the table relate to the recycled material streams in VELUX production.

### 2.6 Manufacture

Base unit:

PVC profiles and gaskets are produced outside Velux.

The insulating glass unit is assembled at a production site in France.

The production and final assembly of the base unit take place on the production site in Slovakia.

The final production processes includes preparation of the PVC frame/sash profiles by cutting, milling and drilling and installation of EPS foam. The final PVC base is assembled by cutting, deburring and welding, cutting and mounting of gaskets and installation of the glazing unit as well as packaging, stacking and wrapping of the product on pallets.

Top unit:

The plastic dome is produced and assembled on a production site in Germany.

The final production processes include forming/blow moulding of the plastic dome, with afterwards deburring, engraving and assembly, as well as packaging, stacking and wrapping of the product on pallets.  
The factories are *ISO 9001* certified.

### 2.7 Environment and health during manufacturing

All factories are *ISO 14001* and *ISO 45001* certified.

### 2.8 Product processing/Installation

The product is delivered to the customer in two parts, a top and bottom part. After the hole in the roof is prepared, the bottom



part of the product can be installed with the use of a screwdriver, after which the top unit can be fastened to the bottom unit.

## 2.9 Packaging

The packaging usually consists of:

- polyethylene film
- polystyrene foam parts
- cardboard

The use of other packaging materials is possible, but insignificant in terms of quantity.

The plastic packaging (polyethylene (PE) film, polystyrene foam parts) can be recycled if separated by type; alternatively, they can be incinerated.

## 2.10 Condition of use

The material composition of VELUX flat roof windows does not change over their service life.

## 2.11 Environment and health during use

VELUX flat roof windows do not contain any pollutants that could be released during use.

Environmental protection: According to current knowledge, hazards to water, air and soil cannot arise when the products are used as intended.

Health protection: According to current knowledge, no health hazards or impairments are to be expected.

## 2.12 Reference service life

It is not possible to calculate the reference service life according to *ISO 15686*. The service life based on a manufacturer's declaration is 30 years. The corresponding utilization scenario is declared in 4.

## 2.13 Extraordinary effects

### Fire

**Fire performance according to EN 13501:1**

Name	Value
Building material class	B
Burning droplets	s1
Smoke gas development	d0

## Water

In the event of unforeseen exposure to water (flood), no adverse effects on human health or the environment are to be expected.

## Mechanical destruction

In the event of unforeseen mechanical destruction, VELUX flat roof windows must be replaced; apart from potential injuries from glass cullet, no adverse effects on human health or the environment are to be expected.

## 2.14 Re-use phase

VELUX flat roof windows can be dismantled manually without any problems. The metal parts are usually recycled, and the plastic parts and wood are sent for thermal recycling for energy recovery. Flat glass can be recycled whereas laminated glass is usually used as secondary aggregate in road construction or landfilling.

## 2.15 Disposal

VELUX flat roof windows are mostly inert and can be disposed of in an appropriate landfill. However, due to the value of the materials or the carbon content of the plastic parts and wood, recycling or energy recovery is preferable and common.

*Waste code according to the European Waste List (Regulation on the European Waste List):*

17 02 02 glass  
17 02 03 plastics  
17 04 14 mixed metals

## 2.16 Further information

Further documentation on the products, technical data sheets, BIM files, etc. can be found at:  
[www.velux.com](http://www.velux.com)

# 3. LCA: Calculation rules

## 3.1 Declared Unit

The declared unit is 1 piece of a VELUX flat roof window CFP with a fixed base unit made of a PVC curb with an integrated glazing unit with 1.20 m x 1.20 m = 1.44 m<sup>2</sup>.

### Declared unit

Name	Value	Unit
Declared unit	1	pce.
Area	1.44	m <sup>2</sup>
Weight	66.8	kg

## 3.2 System boundary

Type of EPD: Cradle to gate with options, with modules C1 – C4, and module D (A1-A3, C1-C3, D and additional modules

The production of VELUX flat roof windows (**modules A1-A3**) includes raw material extraction, energy generation, waste treatment and all transports up to the factory gate. In accordance with *COUNCIL REGULATION (EU) No 333/2011*, secondary metals are modeled as part of the product system from the moment they are available as unmixed scrap. Waste or secondary fuels are not used for production.

**Module A4** is not declared due to large variances in transport distances between the production site and the construction site, where the product is installed.

**Module A5:** The products are delivered to the construction site ready to be installed. Manual installation is assumed; electricity consumption related to electric drilling machines, screw drivers, etc. is considered to be negligible. The combustible packaging material (plastics, wood, etc.) is assumed to be thermally treated in a municipal waste incineration plant with an efficiency  $R1 < 0.6$  (according to the *ecoinvent* dataset used); the recovered energy is declared as exported energy. Metals and cardboard are recycled; it is assumed that these fractions reach the end-of-waste state after having been sorted and transported (as a conservative choice) to a recycler. No packaging waste is landfilled.

**Modules B1 to B7** are not relevant for the product under consideration or no significant environmental impacts occur.

**Module C1** includes manual dismantling, with no significant environmental impact.

**Module C2** comprises the transport of the dismantled VELUX flat roof window to a sorting plant and then to a waste

incineration plant for the thermally treated plastic fraction.

**Modules C3/C4:** given the complexity of the inventoried products, a mixed end-of-life scenario is modelled, allowing the different materials to follow their most likely path.

As a rule of thumb, metals are recycled and plastics are incinerated (also due to the very limited data availability on plastics recycling and its benefits); coated and uncoated flat glass is assumed to be recycled whereas laminated glass is assumed to be landfilled due to very limited recycling potential.

Metals and flat glass recycled; it is assumed that these fractions reach the end-of-waste state after having been sorted and transported to a recycler; laminated glass is landfilled. The combustible material (plastics, etc.) is assumed to be thermally treated in a municipal waste incineration plant.

**Module D** includes the benefits and burdens associated with recycling metals beyond the system boundary, resulting from the treatment of recycled materials from the point of end-of-waste to the point of substitution (as loads) and substitution of primary resources (as benefits).

It also includes the benefits and burdens associated with energy recovery from plastic waste in a municipal waste incineration plant, as modeled in Module C3.

In Module D, only net flows of metals leaving the product system are considered.

### 3.3 Estimates and assumptions

No further assumptions and estimates relevant to the result had to be made beyond the points made in this chapter 3 and in chapter 4.

### 3.4 Cut-off criteria

No data available from the company survey was neglected. These include, among other things, material use, energy demand (heat, electricity), packaging materials of raw materials (insofar as they are generated as waste) and product packaging, consumables in production, waste treatment and the transport of all inputs and outputs.

With this approach, mass and energy flows below 1 % were also accounted for. No processes were neglected that would have been known to the project managers and would have contributed significantly to the indicators of the impact assessment.

### 3.5 Background data

*Ecoinvent 3.8 (2021)* is used as the background database.

### 3.6 Data quality

The foreground data are based on extensive and detailed data collection at the production site. The foreground data could be fully linked with corresponding data records from the background database *ecoinvent 3.8*.

The background data was updated in 2021. Thus, the quality of the foreground and background data can be rated as very good.

### 3.7 Period under review

The LCA data represents the production conditions for the year 2021.

### 3.8 Geographic Representativeness

Land or region, in which the declared product system is manufactured, used or handled at the end of the product's lifespan: Europe

### 3.9 Allocation

No co-products are generated during the production of the VELUX products. Sorted production scrap of the different metals, notably aluminium, is considered a secondary material with no economic value (so no burdens allocated) and considered in the quantification of net flows leaving the product system. This approach is chosen to ensure a coherent quantification of net flows entering module D.

No processes were modelled as part of the foreground model that would have required an allocation of multi-input processes. Background datasets on municipal waste incineration plants were taken from *ecoinvent* without any modification.

Allocation of reuse, recycling and recovery was avoided by the cut-off approach in the foreground model in line with *DIN EN 15804*.

### 3.10 Comparability

Basically, a comparison or an evaluation of EPD data is only possible if all the data sets to be compared were created according to *EN 15804* and the building context, respectively the product-specific characteristics of performance, are taken into account.

## 4. LCA: Scenarios and additional technical information

### Characteristic product properties of biogenic carbon

#### Information on describing the biogenic carbon content at factory gate

Name	Value	Unit
Biogenic carbon content in product	0.024	kg C
Biogenic carbon content in accompanying packaging	1.92	kg C

Note: 1 kg of biogenic carbon is equivalent to 44/12 kg of CO<sub>2</sub>.

In case a **reference service life** according to applicable ISO standards is declared then the assumptions and in-use conditions underlying the determined RSL shall be declared. In

addition, it shall be stated that the RSL applies to the reference conditions only.

The same holds for a service life declared by the manufacturer. Corresponding information related to in-use conditions needs not be provided if a service life taken from the list of service life by *BNB* is declared.

### Module A5

The products are delivered to the construction site ready to be installed. Manual installation is assumed; electricity consumption related to electric drilling machines, screw drivers, etc. is considered to be negligible.

The combustible packaging material (plastics, wood, etc.) is assumed to be transported 50 km with a lorry 16-32 metric tons, EURO6 to an incineration plant with an efficiency R1 < 0.6 (according to the *ecoinvent* dataset used); the recovered energy is declared as exported energy; for its quantification an efficiency of 25.6 % is assumed for the production of heat and 13.0 % for the production of electricity (always referring to the lower heating value of the waste).

Metals and cardboard are recycled; it is assumed that these fractions reach the end-of-waste state after having been sorted and transported (as a conservative choice) to a recycler over 150 km with a lorry 16-32 metric tons, EURO6. No packaging waste is landfilled. The use of multi-way pallets is not taken into account as packaging material.

#### Reference service life

Name	Value	Unit
Reference service life according to manufacturer's declaration	30	a
Declared product properties (at the gate) and finishes	The product has passed internal quality controls and complies with EN 1873 for CE marking	-
Design application parameters (if instructed by the manufacturer), including the references to the appropriate practices and application codes	Installation according to assembly instructions and state of the art.	-
An assumed quality of work, when installed in accordance with the manufacturer's instructions	Carried out in accordance with the manufacturer's instructions.	-
Outdoor environment, (for outdoor applications), e.g. weathering, pollutants, UV and wind exposure, building orientation, shading, temperature	The declared products are intended for installation outside the building: They are therefore designed to withstand outdoor conditions throughout their service life.	-
Indoor environment (for indoor applications), e.g. temperature, moisture, chemical exposure	The declared products are not intended for installation inside a building.	-
Usage conditions, e.g. frequency of use, mechanical exposure	Standard use in any type of building, i.e. opening/closing as often as necessary.	-
Maintenance e.g. required frequency, type and quality and replacement of components	The declared products are designed for a reference life of 30 years. They are maintained by cleaning water at the discretion of the building occupants.	-

#### Module B1

The products are assumed to have no direct emissions during the use phase. The indicator values of Module B1 are thus 0. For biogenic carbon storage, see table above.

#### Module B2

For fixed flat roof windows, no impacts related to maintenance are inventoried in module B2. Annual cleaning with water (e.g., using 1 l/m<sup>2</sup> of tap water per annual cleaning) is neglected.

#### Module B6

Fixed flat roof windows do not consume operational energy.

#### Module C1

Manual de-installation is assumed, electricity consumption related to electric screw drivers, etc. is considered to be negligible. Thus, no environmental impacts are declared in module C1.

#### Module C2

Given the complexity of the inventoried products, a mixed end-

of-life scenario is modelled, allowing the different materials to follow their most likely path.

It should also be noted that the deconstruction and waste treatment scenario can vary a lot, depending on the actual situation. Thus, a generic end-of-life scenario is assumed.

As a rule of thumb, metals are recycled, plastics are incinerated (also due to the very limited availability on plastics recycling and its benefits); coated and uncoated flat glass is assumed to be recycled whereas laminated glass is assumed to be landfilled due to very limited recycling potential.

The combustible material (mainly plastics) is assumed to be transported 50 km with a lorry 16-32 metric tons, EURO6 to an incineration plant.

Metals and flat glass recycled; it is assumed that these fractions reach the end-of-waste state after having been sorted and transported to a recycler over 150 km with a lorry 16-32 metric tons, EURO6.

Laminated glass is landfilled, including a transport of 30 km with a lorry 16-32 metric tons, EURO6.

#### Module C3

A consumption of 0.03 kWh/kg of electricity for shredding and sorting and 0.437 MJ/kg of diesel fuel for internal logistics are taken into account to disassemble the product. The recovered material leaves the product system as 'materials for recycling'. The net amounts of the metals leaving the product system are considered as 'use of secondary material' in Module D.

#### Module C4

As stated above, it is assumed that 100 % of the plastic parts and the wooden parts are treated in a waste incineration plant with an efficiency  $R1 < 0.6$  (according to the *ecoinvent* dataset used); 25.57 % of the lower heating value of the plastic parts are recovered as heat and 13.0 % as electricity. Recovered energy is reported as 'exported energy' and considered in Module D.

Some of the material, notably laminated flat glass is assumed to be landfilled.

#### Module D

Module D contains the benefits and loads beyond the system boundary related to the recycling of metals, which result from the treatment of recycled materials from the point of end-of-waste status to the point of substitution (as loads) and the substitution of primary resources (as benefits).

Furthermore, it includes the benefits of raw material substitution of the recycling of flat glass, with the exception of laminated glass, which cannot be used for the production of glass again. Recovered flat glass is assumed to have reached the end-of-waste state as sorted glass cullet; glass cullet is assumed to replace virgin raw material for glass production – impacts on the energy required to remelt recycled glass as compared to virgin glass production are neglected due to a lack of data.

It also includes the benefits and loads related to the energy recovery from plastic wastes in a MWIP as modelled in Modules A3, A5 and C3.

Due to a lack of data for plastics from de-construction activities, the substitution potential of recycled plastics is not taken into account.

Only net flows leaving the product system are considered in

module D.

## 5. LCA: Results

Disclaimer:

EP-freshwater: This indicator has been calculated as 'kg P eq' as required in the characterization model (EUTREND model, Struijs et al., 2009b, as implemented in ReCiPe; <http://eplca.jrc.ec.europa.eu/LCDN/developerEF.xhtml>)

**DESCRIPTION OF THE SYSTEM BOUNDARY (X = INCLUDED IN LCA; MND = MODULE OR INDICATOR NOT DECLARED; MNR = MODULE NOT RELEVANT)**

Product stage			Construction process stage		Use stage							End of life stage				Benefits and loads beyond the system boundaries
Raw material supply	Transport	Manufacturing	Transport from the gate to the site	Assembly	Use	Maintenance	Repair	Replacement	Refurbishment	Operational energy use	Operational water use	De-construction demolition	Transport	Waste processing	Disposal	Reuse-Recovery-Recycling-potential
A1	A2	A3	A4	A5	B1	B2	B3	B4	B5	B6	B7	C1	C2	C3	C4	D
X	X	X	MND	X	X	X	MNR	MNR	MNR	X	MND	X	X	X	X	X

**RESULTS OF THE LCA - ENVIRONMENTAL IMPACT according to EN 15804+A2: 1 piece VELUX flat roof window CFP with a fixed base unit, 1.20 m x 1.20 m = 1.44 m<sup>2</sup>**

Parameter	Unit	A1-A3	A5	B1	B2	B6	C1	C2	C3	C4	D
GWP-total	kg CO <sub>2</sub> eq	1.83E+02	8.9E+00	0	0	0	0	3.69E-01	1.47E+00	8.05E+01	-3.01E+01
GWP-fossil	kg CO <sub>2</sub> eq	1.9E+02	1.85E+00	0	0	0	0	3.69E-01	1.38E+00	8.05E+01	-3.01E+01
GWP-biogenic	kg CO <sub>2</sub> eq	-7.13E+00	7.04E+00	0	0	0	0	0	9.06E-02	0	0
GWP-luluc	kg CO <sub>2</sub> eq	1.41E-01	8.38E-05	0	0	0	0	1.5E-04	1.54E-03	2.6E-02	-2.27E-02
ODP	kg CFC11 eq	5.02E-05	4.74E-08	0	0	0	0	8.65E-08	8.5E-08	8.9E-06	-2.44E-06
AP	mol H <sup>+</sup> eq	7.64E-01	1.3E-03	0	0	0	0	2.09E-03	5.27E-03	9.88E-02	-4.96E-02
EP-freshwater	kg P eq	4.78E-03	1.6E-06	0	0	0	0	2.71E-06	1.79E-04	7.71E-04	-2.6E-03
EP-marine	kg N eq	1.41E-01	4.87E-04	0	0	0	0	7.51E-04	1.69E-03	2.21E-02	-9.84E-03
EP-terrestrial	mol N eq	1.52E+00	5.39E-03	0	0	0	0	8.27E-03	1.92E-02	2.43E-01	-1.18E-01
POCP	kg NMVOC eq	4.79E-01	1.52E-03	0	0	0	0	2.36E-03	5.12E-03	6.53E-02	-3.35E-02
ADPE	kg Sb eq	5.38E+02	6.94E-07	0	0	0	0	1.23E-06	2.4E-06	2.06E-04	-5.09E-05
ADPF	MJ	2.61E+03	3.11E+00	0	0	0	0	5.67E+00	1.91E+01	2E+02	-4.57E+02
WDP	m <sup>3</sup> world eq deprived	7.07E+01	1.26E-02	0	0	0	0	1.86E-02	4.75E-02	1.47E+01	-8.29E-01

GWP = Global warming potential; ODP = Depletion potential of the stratospheric ozone layer; AP = Acidification potential of land and water; EP = Eutrophication potential; POCP = Formation potential of tropospheric ozone photochemical oxidants; ADPE = Abiotic depletion potential for non-fossil resources; ADPF = Abiotic depletion potential for fossil resources; WDP = Water (user) deprivation potential)

**RESULTS OF THE LCA - INDICATORS TO DESCRIBE RESOURCE USE according to EN 15804+A2: 1 piece VELUX flat roof window CFP with a fixed base unit, 1.20 m x 1.20 m = 1.44 m<sup>2</sup>**

Parameter	Unit	A1-A3	A5	B1	B2	B6	C1	C2	C3	C4	D
PERE	MJ	1.09E+02	4.71E-02	0	0	0	0	8.02E-02	2.41E+00	2.23E+01	-3.62E+01
PERM	MJ	8.2E+01	-8.09E+01	0	0	0	0	0	-1.17E+00	0	0
PERT	MJ	1.91E+02	-8.08E+01	0	0	0	0	8.02E-02	1.24E+00	2.23E+01	-3.62E+01
PENRE	MJ	2.5E+03	2.83E+01	0	0	0	0	5.68E+00	1.52E-05	9.64E+02	-4.63E+02
PENRM	MJ	7.9E+02	-2.52E+01	0	0	0	0	0	0	-7.64E+02	0
PENRT	MJ	3.29E+03	3.11E+00	0	0	0	0	5.68E+00	1.52E-05	2E+02	-4.63E+02
SM	kg	7.63E+00	0	0	0	0	0	0	0	0	-1.19E+01
RSF	MJ	0	0	0	0	0	0	0	0	0	0
NRSF	MJ	0	0	0	0	0	0	0	0	0	0
FW	m <sup>3</sup>	1.59E+00	6.18E-04	0	0	0	0	6.18E-04	4.55E-03	3.84E-01	-6.89E-02

PERE = Use of renewable primary energy excluding renewable primary energy resources used as raw materials; PERM = Use of renewable primary energy resources used as raw materials; PERT = Total use of renewable primary energy resources; PENRE = Use of non-renewable primary energy excluding non-renewable primary energy resources used as raw materials; PENRM = Use of non-renewable primary energy resources used as raw materials; PENRT = Total use of non-renewable primary energy resources; SM = Use of secondary material; RSF = Use of renewable secondary fuels; NRSF = Use of non-renewable secondary fuels; FW = Use of net fresh water

**RESULTS OF THE LCA - WASTE CATEGORIES AND OUTPUT FLOWS according to EN 15804+A2: 1 piece VELUX flat roof window CFP with a fixed base unit, 1.20 m x 1.20 m = 1.44 m<sup>2</sup>**

Parameter	Unit	A1-A3	A5	B1	B2	B6	C1	C2	C3	C4	D
HWD	kg	8.24E-03	8.19E-06	0	0	0	0	1.45E-05	1.52E-05	3.4E-04	-3.91E-04
NHWD	kg	2.52E+01	2.23E-01	0	0	0	0	3.8E-01	7.76E-02	3.66E+01	-1.81E+00



RWD	kg	1.65E-02	4.42E-05	0	0	0	0	8.2E-05	1.72E-04	1.52E-03	-2.01E-03
CRU	kg	0	0	0	0	0	0	0	0	0	0
MFR	kg	5.15E+00	4.82E+00	0	0	0	0	0	1.03E+00	0	0
MER	kg	0	0	0	0	0	0	0	0	0	0
EEE	MJ	1.09E+00	3.28E+00	0	0	0	0	0	0	9.94E+01	0
EET	MJ	2.05E+00	6.45E+00	0	0	0	0	0	0	1.95E+02	0

HWD = Hazardous waste disposed; NHWD = Non-hazardous waste disposed; RWD = Radioactive waste disposed; CRU = Components for re-use; MFR = Materials for recycling; MER = Materials for energy recovery; EEE = Exported electrical energy; EET = Exported thermal energy

## RESULTS OF THE LCA – additional impact categories according to EN 15804+A2-optional:

1 piece VELUX flat roof window CFP with a fixed base unit, 1.20 m x 1.20 m = 1.44 m<sup>2</sup>

Parameter	Unit	A1-A3	A5	B1	B2	B6	C1	C2	C3	C4	D
PM	Disease incidence	5.04E-06	1.92E-08	0	0	0	0	3.32E-08	8.18E-08	7.65E-07	-1.89E-07
IR	kBq U235 eq	4.37E+00	1.34E-02	0	0	0	0	2.46E-02	6.62E-02	8.66E-01	-8.31E-01
ETP-fw	CTUe	2.93E+03	3.25E+00	0	0	0	0	4.49E+00	1.12E+01	3.73E+03	-1.64E+02
HTP-c	CTUh	1.22E-07	2.99E-10	0	0	0	0	1.79E-10	3.03E-10	2.5E-08	-1.13E-08
HTP-nc	CTUh	2.1E-06	4.32E-09	0	0	0	0	5.17E-09	9.86E-09	9.43E-07	-1.04E-07
SQP	SQP	6.15E+02	2.62E+00	0	0	0	0	4.84E+00	2.58E+00	6.63E+01	-3.64E+01

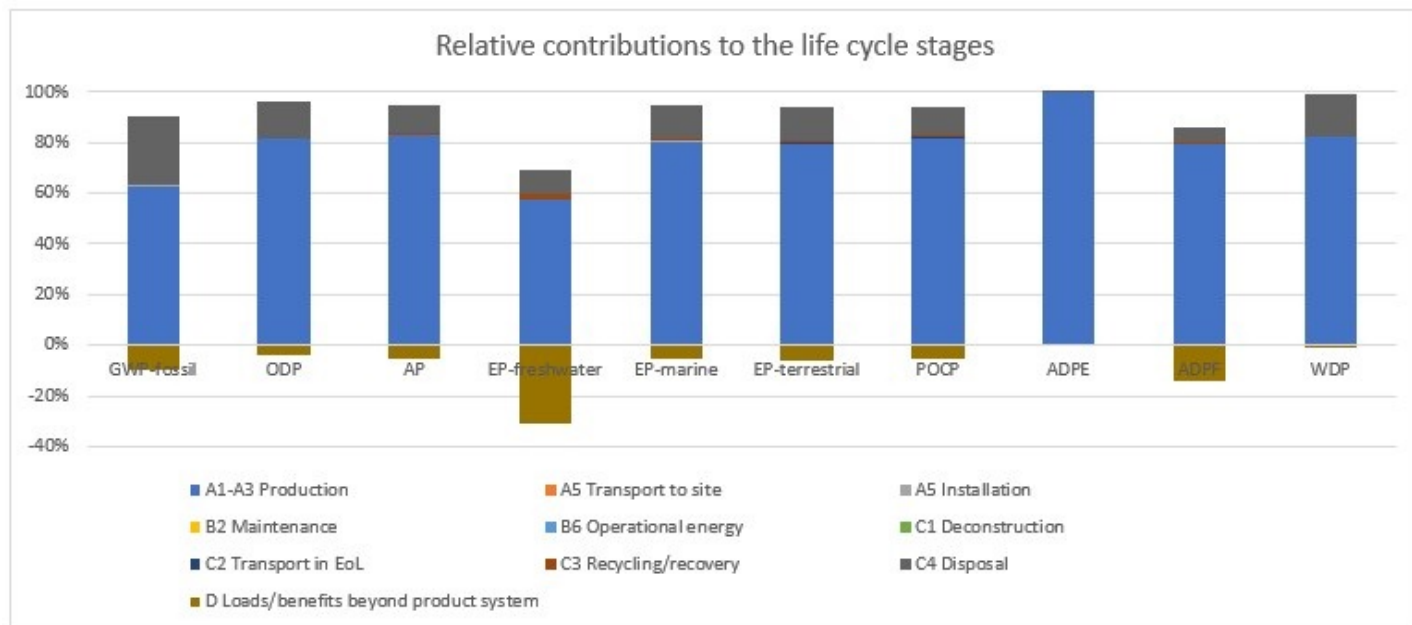
PM = Potential incidence of disease due to PM emissions; IR = Potential Human exposure efficiency relative to U235; ETP-fw = Potential comparative Toxic Unit for ecosystems; HTP-c = Potential comparative Toxic Unit for humans (cancerogenic); HTP-nc = Potential comparative Toxic Unit for humans (not cancerogenic); SQP = Potential soil quality index

Disclaimer 1 – for the indicator 'Potential Human exposure efficiency relative to U235'. This impact category deals mainly with the eventual impact of low-dose ionizing radiation on human health of the nuclear fuel cycle. It does not consider effects due to possible nuclear accidents, occupational exposure or radioactive waste disposal in underground facilities. Potential ionizing radiation from the soil, radon and from some construction materials is also not measured by this indicator.

Disclaimer 2 – for the indicators 'abiotic depletion potential for non-fossil resources', 'abiotic depletion potential for fossil resources', 'water (user) deprivation potential, deprivation-weighted water consumption', 'potential comparative toxic unit for ecosystems', 'potential comparative toxic unit for humans – cancerogenic', 'Potential comparative toxic unit for humans - not cancerogenic', 'potential soil quality index'. The results of this environmental impact indicator shall be used with care as the uncertainties on these results are high as there is limited experience with the indicator.

## 6. LCA: Interpretation

Figure 1 illustrates the relative contributions of the different modules along the life cycle of the declared products.



**Figure1: Relative environmental impacts of the different life cycle stages for the flat roof window CFP fixed**

The largest part of environmental impacts – between 65 % and rather 100 % - is caused during production (modules A1-A3) of the flat roof window. No operational energy is used as the flat roof window cannot be opened.

Benefits and burdens beyond the system boundary (module D)

are in the order of 0 % to 45% of the impacts over the product life cycle (modules A1-C4). [1]

The use of renewable primary energy is mainly caused by the share of renewable energy in the electricity mix, thus the production stage is the main driver of this impact category; also for the use of non-renewable primary energy, the production phase is the most impacting life cycle stage.

Material use of primary energy is negligible and related to plastic parts of the product and packaging material. The

material use of primary energy is transferred to its energy use when the materials containing primary energy are incinerated with energy recovery.

Non-hazardous waste as the quantitatively most relevant waste flows is mainly caused during the production of the glass and during disposal of the product; hazardous and radio-active

wastes are mainly caused by the European electricity mix.

[1] Benefits resulting from the recycling of plastics as well as from the recycling of the electronic parts are disregarded due to the lack of data on the recycling processes and related to the detailed composition of the electronic parts.

## 7. Requisite evidence

### 8.1 Formaldehyde

Not tested based on applicable product standard.

### 7.2 MDI

Not tested based on applicable product standard. **7.3**

**Checking of pre-treatment of substances used according**

### to AltholzVO

Not applicable; not tested based on applicable product standard. **7.4. Fire gas toxicity**

Not tested based on applicable product standard. **7.5 VOC emissions**

Not tested based on applicable product standard.

## 8. References

### Product category rules of IBU

#### IBU (2021)

IBU (2021): General Instructions for the EPD Programme of the Institut Bauen & Umwelt e.V. (General Instructions for the IBU EPD Programme). Version 2.0, Institut Bauen & Umwelt, Berlin

#### IBU (2017)

IBU (2017): PCR Teil A: PCR Part A: Calculation rules for the life cycle assessment and requirements for the project report. Version 1.8., Institut Bauen & Umwelt, Berlin.

#### IBU (2021)

IBU (2021): PCR Part B: Requirements on the EPD for windows and doors. Version 2021/01, Institut Bauen & Umwelt, Berlin.

### Standards and legal documents

#### EN 15804

DIN EN 15804+A2:2019, Sustainability of construction works - Environmental product declarations - Core rules for the product category construction products.

#### ISO 14025

DIN EN ISO 14025:2006-07, Environmental labels and declarations - Type III Environmental declarations - Principles and procedures.

#### ISO 14044

DIN EN ISO 14044:2006-07, Environmental management - Life cycle assessment - Requirements and guidance (ISO 14044:2006); German and English versions EN ISO 14044:2006.

#### ISO 9001

DIN EN ISO 9001:2015, Quality management systems - Requirements.

#### ISO 14001

DIN EN ISO 14001:2015: Environmental management systems - Requirements with guidance for use.

#### ISO 45001

ISO 45001:2018-03, Occupational health and safety management systems - Requirements with guidance for use.

#### EN 1873

DIN EN 1873:2005, Prefabricated accessories for roofing - Individual rooflights of plastics - Product specification and test methods.

#### EN 16485

DIN EN 16485:2014-07, Round and sawn timber - Environmental Product Declarations - Product category rules for wood and wood-based products for use in construction; German version EN 16485:2014.

#### ECHA-List

The Candidate List of substances of very high concern, available via <https://echa.europa.eu/nl/-/four-news-substances-added-to-the-candidate-list>.

#### Regulation on biocidal products

REGULATION (EU) No 528/2012 OF THE EUROPEAN PARLIAMENT AND OF THE COUNCIL of 22 May 2012 concerning the making available on the market and use of biocidal products.

#### Regulation (EU) Nr. 305/2011(CPR)

REGULATION (EU) No 305/2011 OF THE EUROPEAN PARLIAMENT AND OF THE COUNCIL of 9 March 2011 laying down harmonised conditions for the marketing of construction products and repealing Council Directive 89/106/EEC.

#### COUNCIL REGULATION (EU) No 333/2011

COUNCIL REGULATION (EU) No 333/2011 of 31 March 2011 establishing criteria determining when certain types of scrap metal cease to be waste under Directive 2008/98/EC of the European Parliament and of the Council.

#### European Waste List (Waste index)

<http://www.gesetze-im-internet.de/avv/anlage.htm>

### Additional references

#### Weidema et al. (2013)

Weidema, B., C. Bauer, R. Hirschier, C. Mutel, T. Nemecek, J. Reinhard, C.O. Vadenbo, G. Wernet (2013): Overview and methodology, Data quality guideline for the ecoinvent database version 3. ecoinvent report no. 1 (v3), St. Gallen, Schweiz.

#### ecoinvent 3.8

ecoinvent 3.8, LCA database, 12/2021. Ecoinvent centre, Zürich.

**Publisher**

Institut Bauen und Umwelt e.V.  
Hegelplatz 1  
10117 Berlin  
Germany

+49 (0)30 3087748- 0  
[info@ibu-epd.com](mailto:info@ibu-epd.com)  
[www.ibu-epd.com](http://www.ibu-epd.com)

---

**Programme holder**

Institut Bauen und Umwelt e.V.  
Hegelplatz 1  
10117 Berlin  
Germany

+49 (0)30 3087748- 0  
[info@ibu-epd.com](mailto:info@ibu-epd.com)  
[www.ibu-epd.com](http://www.ibu-epd.com)

---

Dr. Frank Werner

**Umwelt & Entwicklung**

**Author of the Life Cycle Assessment**

Dr. Frank Werner - Umwelt & Entwicklung  
Kammelenbergstrasse 30  
9011 St. Gallen  
Switzerland

+ 41 (0)44 241 39 06  
[frank@frankwerner.ch](mailto:frank@frankwerner.ch)  
<http://www.frankwerner.ch/>

---

The VELUX logo consists of the word "VELUX" in white, bold, sans-serif capital letters, followed by a registered trademark symbol (®). It is set against a solid red rectangular background.

**Owner of the Declaration**

VELUX Group  
Ådalsvej 99  
2970 Hørsholm  
Denmark

+4545164726  
[jakob.roerbech@velux.com](mailto:jakob.roerbech@velux.com)  
[www.velux.com](http://www.velux.com)



# ENVIRONMENTAL PRODUCT DECLARATION

as per ISO 14025 and EN 15804+A2

Owner of the Declaration	VELUX Group
Publisher	Institut Bauen und Umwelt e.V. (IBU)
Programme holder	Institut Bauen und Umwelt e.V. (IBU)
Declaration number	EPD-VEL-20220137-IBJ3-EN
Issue date	25.07.2022
Valid to	24.07.2027

## VELUX flat roof window CSP - grid-connected VELUX A/S

[www.ibu-epd.com](http://www.ibu-epd.com) | <https://epd-online.com>



## 1. General Information

### VELUX A/S

#### Programme holder

IBU – Institut Bauen und Umwelt e.V.  
Hegelplatz 1  
10117 Berlin  
Germany

#### Declaration number

EPD-VEL-20220137-IBJ3-EN

#### This declaration is based on the product category rules:

Windows and doors , 01.08.2021  
(PCR checked and approved by the SVR)

#### Issue date

25.07.2022

#### Valid to

24.07.2027



Dipl.-Ing. Hans Peters  
(Chairman of Institut Bauen und Umwelt e.V.)



Florian Pronold  
(Managing Director Institut Bauen und Umwelt e.V.)

### VELUX flat roof window CSP - grid-connected

#### Owner of the declaration

VELUX Group  
Adalsvej 99  
2970 Hørsholm  
Denmark

#### Declared product / declared unit

The declaration represents 1 piece of a grid-connected VELUX flat roof window CSP of the size 1.20 m x 1.20 m = 1.44 m<sup>2</sup>

#### Scope:

The declaration covers 100% of grid-connected VELUX flat roof windows CSP by Partizánske Building Components SK, Slovenia. The owner of the declaration shall be liable for the underlying information and evidence; the IBU shall not be liable with respect to manufacturer information, life cycle assessment data and evidences.

The EPD was created according to the specifications of EN 15804+A2. In the following, the standard will be simplified as *EN 15804*.

#### Verification

The standard EN 15804 serves as the core PCR

Independent verification of the declaration and data according to ISO 14025:2011

☐

internally

☒

externally



Dr. Eva Schmincke,  
(Independent verifier)

## 2. Product

### 2.1 Product description/Product definition

The grid-connected Velux flat roof windows CSP consist of a motorised (two motors) base unit for smoke ventilation made of a PVC curb with an integrated glazing unit and a scissor arm lifting device for the top unit as well as a one-layer opaque or transparent acrylic (PMMA) dome. For the placing on the market of the product in the European Union/European Free Trade Association (EU/EFTA) (with the exception of Switzerland) *Regulation (EU) No. 305/2011 (CPR)* applies. The product needs a declaration of performance taking into consideration *EN 1873:2005*, Prefabricated accessories for roofing - Individual rooflights of plastics - Product specification and test methods, *EN 12101-2*: Smoke and heat control systems – Part 2: Specification for natural smoke and heat exhaust ventilators and the CE-marking. For the application and use the respective national provisions apply.

### 2.2 Application

Velux flat roof windows CSP are used in renovation and new build.

### 2.3 Technical Data

The Declaration of Performance including relevant technical specifications and test methods/test standards can be downloaded from the website [www.velux.com/ce](http://www.velux.com/ce).

The declared values in the table relate to the reference product incl. an average pane. For other covered product variants, specific values can be selected at the bottom of the above-mentioned download page

#### Donstructional data for CSP 120120 73Q+ISD 0000

For other variants, see [velux.com/ce](http://velux.com/ce)

Name	Value	Unit
Reaction to fire	-	class
Resistance to upward load EN 1875	UL 1500	-
water permeability acc. to EN 13985, EN 1027	-	class
Resistance to downward load EN 1873	UL 2500	-
Resistance to fire EN 13501-2	NPD	-
External fire performance EN 13501-5	NPD	-
Water tightness EN 1873	passed	-
Impact resistance - small hard body passed EN 1873	passed	-
Impact resistance - large soft body EN 1873	SB 1200	-
Direct airborne sound insulation EN ISO 418-3	33 (-1;-4)	dB
Thermal transmittance EN 1873	0,99	W/(m2K)
Luminous transmittance EN 410	0,72	-
Air permability EN 1026	4	Class
Durability EN 1873	NPD	-
Nominal activation system/sensitivity EN 12101-2	passed	-
Response delay (response time) EN 12101-2	> 60 s	-
Operational reliability EN 12101-2	Re1000 + 10000	-
Aerodynamic free area Aa EN 12101-2	0,64	m <sup>2</sup>
Resistance to heat EN 12101-2	B300	Class
Mechanical stability EN 12101-2	passed	-
Opening under load EN 12101-2	SL 500	Class
Low ambient temperature EN 12101-2	T(-15)	-
Stability under wind load EN 12101-2	WL 3000	Class
Resistance to wind-induced vibration (where included) EN 12101-2	NPD	-

Performance data of the product in accordance with the declaration of performance with respect to its essential characteristics according to

- *EN 1873:2005*, Prefabricated accessories for roofing - Individual rooflights of plastics - Product specification and test methods,
- *EN 12101-2*, Smoke and heat control systems – Part 2: Specification for natural smoke and heat exhaust ventilators.

### 2.4 Delivery status

The product is available in pre-defined sizes covering 0,6x0,6m to 1,5x1,5m.

### 2.5 Base materials/Ancillary materials

Composition of the base unit CSP:

PVC 40 % galvanized steel 10 % stainless steel 7 % wood 8 % motor 7 % (not inventoried separately) laminated glass 15 % tempered glass 10 % others

Composition of the top unit (ISD 0000A):

PMMA 95 % iron & cast iron 5 %

1) 'This product/article/at least one partial article contains substances listed in the *candidate list* (date: 02.03.2022) exceeding 0.1 percentage by mass:

- no

2) 'This product/article/at least one partial article contains other CMR substances in categories 1A or 1B which are not on the *candidate list*, exceeding 0.1 percentage by mass:

- not investigated with suppliers

3) 'Biocide products were added to this construction product or it has been treated with biocide products (this then concerns a treated product as defined by the (EU) *Regulation on Biocidal Products No. 528/2012*):

- no

## Recycled content

Name	Value	Unit
Glass	12	%
Steel	10	%
Others	0	%

The values stated in the table relate to the recycled material streams in VELUX production.

## 2.6 Manufacture

Base unit:

PVC profiles, gaskets, window opener incl. scissor lifting device and other minor components are produced outside Velux.

The insulating glass unit is assembled at the production site in France.

Minor ABS plastic and glass fibre components are produced at a factory in Denmark.

The production and final assembly of the base unit takes place at the production site in Slovakia.

The final production processes includes preparation of the PVC frame/sash profiles by cutting, milling and drilling and installation of EPS foam. The final PVC base is assembled by cutting, deburring and welding, cutting and mounting of gaskets and installation of glazing unit, window opener incl. gas springs

Top unit:

The plastic dome is produced and assembled at a production site in Germany.

The final production processes include forming/blow moulding of the plastic dome, with afterwards deburring, engraving and assembly, as well as packaging, stacking and wrapping of the product on multi-use pallets. The factories are *ISO 9001* certified.

## 2.7 Environment and health during manufacturing

All factories are *ISO 14001* and *ISO 45001* certified.

## 2.8 Product processing/Installation

The product is delivered to the customer in two parts, a top and bottom part. After the hole in the roof is prepared, the bottom part of the product can be installed with the use of a screwdriver, after which the top unit can be fastened to the bottom unit.

## 2.9 Packaging

The packaging usually consists of:

- polyethylene film
- polystyrene foam parts
- cardboard

The use of other packaging materials is possible, but

insignificant in terms of quantity.

The plastic packaging (polyethylene (PE) film, polystyrene foam parts) can be recycled if separated by type; alternatively, they can be incinerated.

## 2.10 Condition of use

The material composition of VELUX flat roof windows does not change over their service life.

## 2.11 Environment and health during use

VELUX flat roof windows do not contain any pollutants that could be released during use.

Environmental protection: According to current knowledge, hazards to water, air and soil cannot arise when the products are used as intended.

Health protection: According to current knowledge, no health hazards or impairments are to be expected.

## 2.12 Reference service life

It is not possible to calculate the reference service life according to *ISO 15686*. The service life based on a manufacturer's declaration is 30 years. The corresponding utilization scenario is declared in 4.

## 2.13 Extraordinary effects

Fire

### Fire performance according to EN 13501:1

Name	Value
Building material class	B
Burning droplets	s1
Smoke gas development	d0

## Water

In the event of unforeseen exposure to water (flood), VELUX flat roof windows must be replaced as electrical components; no adverse effects on human health or the environment are to be expected.

## Mechanical destruction

In the event of unforeseen mechanical destruction, VELUX flat roof windows must be replaced; apart from potential injuries from glass cullet, no adverse effects on human health or the environment are to be expected.

## 2.14 Re-use phase

VELUX flat roof windows can be dismantled manually without any problems. The metal parts are usually recycled, and the plastic parts and wood are sent for thermal recycling for energy recovery. Flat glass can be recycled whereas laminated glass is usually used as secondary aggregate in road construction or landfilling.

## 2.15 Disposal

VELUX flat roof windows are mostly inert and can be disposed of in an appropriate landfill. However, due to the value of the materials or the carbon content of the plastic parts and wood, recycling or energy recovery is preferable and common.

*Waste code* according to the *European Waste List* (Regulation on the European Waste List):

16 02 14 electronic parts  
17 02 01 wood  
17 02 02 glass  
17 02 03 plastics

### 3. LCA: Calculation rules

#### 3.1 Declared Unit

The declared unit is 1 piece of a grid-connected VELUX flat roof window CSF with a fixed base unit made of a PVC curb with an integrated glazing unit with 1.20 m x 1.20 m = 1.44 m<sup>2</sup>.

##### Declared unit

Name	Value	Unit
Declared unit	1	pce.
Area	1.44	m <sup>2</sup>
Weight	132	kg

#### 3.2 System boundary

Type of EPD: Cradle to gate with options, with modules C1 – C4, and module D (A1-A3, C1-C3, D and additional modules

The production of VELUX flat roof windows (**modules A1-A3**) includes raw material extraction, energy generation, waste treatment and all transports up to the factory gate. In accordance with *COUNCIL REGULATION (EU) No 333/2011*, secondary metals are modeled as part of the product system from the moment they are available as unmixed scrap. Waste or secondary fuels are not used for production.

**Module A4** is not declared due to large variances in transport distances between the production site and the construction site, where the product is installed.

**Module A5:** The products are delivered to the construction site ready to be installed. Manual installation is assumed, and electricity consumption related to electric drilling machines, screw drivers, etc. is considered to be negligible. The combustible packaging material (plastics, wood, etc.) is assumed to be thermally treated in a municipal waste incineration plant with an efficiency  $R1 < 0.6$  (according to the *ecoinvent* dataset used); the recovered energy is declared as exported energy. Metals and cardboard are recycled; it is assumed that these fractions reach the end-of-waste state after having been sorted and transported (as a conservative choice) to a recycler. No packaging waste is landfilled.

**Modules B1 to B7** are not relevant for the product under consideration or no significant environmental impacts occur.

**Module C1** includes manual dismantling, with no significant environmental impact.

**Module C2** comprises the transport of the dismantled VELUX flat roof window to a sorting plant and then to a waste incineration plant for the thermally treated plastic fraction.

**Modules C3/C4:** given the complexity of the inventoried products, a mixed end-of-life scenario is modelled, allowing the different materials to follow their most likely path. As a rule of thumb, metals are recycled and plastics are incinerated (also due to the very limited data availability of plastics recycling and its benefits); coated and uncoated flat glass is assumed to be recycled whereas laminated glass is assumed to be landfilled due to very limited recycling potential. Metals and flat glass recycled; it is assumed that these fractions reach an end-of-waste state after having been sorted and transported to a recycler; laminated glass is landfilled. The

combustible material (plastics, wood, etc.) is assumed to be thermally treated in a municipal waste incineration plant.

**Module D** includes the benefits and burdens associated with recycling metals beyond the system boundary, resulting from the treatment of recycled materials from the point of end-of-waste to the point of substitution (as loads) and substitution of primary resources (as benefits). It also includes the benefits and burdens associated with energy recovery from plastic waste in a municipal waste incineration plant, as modelled in Module C3. In Module D, only net flows of metals leaving the product system are considered.

#### 3.3 Estimates and assumptions

No further assumptions and estimates relevant to the result had to be made beyond the points made in this chapter 3 and in chapter 4.

#### 3.4 Cut-off criteria

No data available from the company survey was neglected. These include, among other things, material use, energy demand (heat, electricity), packaging materials of raw materials (insofar as they are generated as waste) and product packaging, consumables in production, waste treatment and the transport of all inputs and outputs. With this approach, mass and energy flows below 1 % were also accounted for. No processes were neglected that would have been known to the project managers and would have contributed significantly to the indicators of the impact assessment.

#### 3.5 Background data

*Ecoinvent 3.8 (2021)* is used as the background database.

#### 3.6 Data quality

The foreground data are based on extensive and detailed data collection at the production site. The foreground data could be fully linked with corresponding data records from the background database *ecoinvent 3.8*. The background data was updated in 2021. Thus, the quality of the foreground and background data can be rated as very good.

#### 3.7 Period under review

The LCA data represents the production conditions for the year 2021.

#### 3.8 Geographic Representativeness

Land or region, in which the declared product system is manufactured, used or handled at the end of the product's lifespan: Europe

#### 3.9 Allocation

No co-products are generated during the production of the VELUX products. Sorted production scrap of the different metals, notably aluminium, is considered a secondary material with no economic value (so no burdens allocated) and considered in the quantification of net flows leaving the product system. This approach is chosen to ensure a coherent quantification of net flows entering module D. Biogenic carbon is allocated based on physical flows regardless of the allocation procedure chosen for the process. The biogenic carbon content of wood products entering or



leaving the product system is quantified (manually) as part of the GWP in conformity with *DIN EN 16485*.

No processes were modelled as part of the foreground model that would have required an allocation of multi-input processes. Background datasets on municipal waste incineration plants were taken from *ecoinvent* without any modification.

Allocation of reuse, recycling and recovery was avoided by the

cut-off approach in the foreground model in line with *DIN EN 15804*.

### 3.10 Comparability

Basically, a comparison or an evaluation of EPD data is only possible if all the data sets to be compared were created according to *EN 15804* and the building context, respectively the product-specific characteristics of performance, are taken into account.

## 4. LCA: Scenarios and additional technical information

### Characteristic product properties of biogenic carbon

#### Information on describing the biogenic carbon content at factory gate

Name	Value	Unit
Biogenic carbon content in product	4.38	kg C
Biogenic carbon content in accompanying packaging	2.77	kg C

Note: 1 kg of biogenic carbon is equivalent to 44/12 kg of CO<sub>2</sub>.

### Module A5

The products are delivered to the construction site ready to be installed. Manual installation is assumed, and electricity consumption related to electric drilling machines, screw drivers, etc. is considered to be negligible.

The combustible packaging material (plastics, wood, etc.) is assumed to be transported 50 km with a lorry 16-32 metric tons, EURO6 to an incineration plant with an efficiency  $R1 < 0.6$  (according to the *ecoinvent* dataset used); the recovered energy is declared as exported energy; for its quantification an efficiency of 25.6 % is assumed for the production of heat and 13.0 % for the production of electricity (always referring to the lower heating value of the waste).

Metals and cardboard are recycled; it is assumed that these fractions reach the end-of-waste state after having been sorted and transported (as a conservative choice) to a recycler over 150 km with a lorry 16-32 metric tons, EURO6.

No packaging waste is landfilled.

The use of multi-way pallets is not taken into account as packaging material.

### Reference service life

Name	Value	Unit
Reference service life according to manufacturer's declaration	30	a
Declared product properties (at the gate) and finishes	The product has passed internal quality controls and complies with EN 1873 for CE marking	-
Design application parameters (if instructed by the manufacturer), including the references to the appropriate practices and application codes	Installation according to assembly instructions and state of the art.	-
An assumed quality of work, when installed in accordance with the manufacturer's instructions	Carried out in accordance with the manufacturer's instructions.	-
Outdoor environment, (for outdoor applications), e.g. weathering, pollutants, UV and wind exposure, building orientation, shading, temperature	The declared products are intended for installation outside the building: They are therefore designed to withstand outdoor conditions throughout their service life.	-
Indoor environment (for indoor applications), e.g. temperature, moisture, chemical exposure	The declared products are not intended for installation inside a building.	-
Usage conditions, e.g. frequency of use, mechanical exposure	Standard use in any type of building, i.e. opening/closing as often as necessary.	-
Maintenance e.g. required frequency, type and quality and replacement of components	The declared products are designed for a reference life of 30 years, with the motor replaced every 15 years. They are maintained by cleaning water at the discretion of the building occupants.	-

### Module B1

The products are assumed to have no direct emissions during the use phase. The indicator values of Module B1 are thus 0. For biogenic carbon stored in product, see above.

### Module B2

The maintenance scenario (B2) covers the replacement of the motor over the service life of the product. Given that the detailed composition of the motor and its electronic components is not known, potential loads and benefits related to the motor and electronics are disregarded.

Annual cleaning with water (e.g., using 1 l/m<sup>2</sup> of tap water per annual cleaning) is neglected.

### Module B6

For motor-operated flat roof windows, electricity is used both in stand-by and during operations.

### Module C1

Manual de-installation is assumed, electricity consumption related to electric screw drivers, etc. is considered to be negligible. Thus, no environmental impacts are declared in module C1.

### Module C2

Given the complexity of the inventoried products, a mixed end-of-life scenario is modelled, allowing the different materials to follow their most likely path.

It should also be noted that the deconstruction and waste treatment scenario can vary a lot, depending on the actual situation. Thus, a generic end-of-life scenario is assumed.

As a rule of thumb, metals are recycled, plastics are incinerated (also due to the very limited availability on plastics recycling and its benefits); coated and uncoated flat glass is assumed to be recycled whereas laminated glass is assumed to be landfilled due to very limited recycling potential.

The combustible material (plastics, wood, etc.) is assumed to be transported 50 km with a lorry 16-32 metric tons, EURO6 to an incineration plant.

Metals and flat glass recycled; it is assumed that these fractions reach the end-of-waste state after having been sorted and transported to a recycler over 150 km with a lorry 16-32 metric tons, EURO6.

Laminated glass is landfilled, including a transport of 30 km with a lorry 16-32 metric tons, EURO6.

### Module C3

A consumption of 0.03 kWh/kg of electricity for shredding and sorting and 0.437 MJ/kg of diesel fuel for internal logistics are taken into account to disassemble the product. The recovered material leaves the product system as 'materials for recycling'. The net amounts of the metals leaving the product system are considered as 'use of secondary material' in Module D.

### Module C4

As stated above, it is assumed that 100 % of the plastic parts and the wooden parts are treated in a waste incineration plant with an efficiency  $R1 < 0.6$  (according to the *ecoinvent* dataset used); 25.57 % of the lower heating value of the plastic parts are recovered as heat and 13.0 % as electricity. Recovered energy is reported as 'exported energy' and considered in Module D.

Some of the material, notably laminated flat glass is assumed to be landfilled.

### Module D

Module D contains the benefits and loads beyond the system boundary related to the recycling of metals, which result from the treatment of recycled materials from the point of end-of-waste status to the point of substitution (as loads) and the substitution of primary resources (as benefits).

Furthermore, it includes the benefits of raw material substitution of the recycling of flat glass, with the exception of laminated glass, which cannot be used for the production of glass again. Recovered flat glass is assumed to have reached the end-of-waste state as sorted glass cullet; glass cullet is assumed to replace virgin raw material for glass production – impacts on the energy required to remelt recycled glass as compared to virgin glass production are neglected due to a lack of data.

It also includes the benefits and loads related to the energy recovery from plastic wastes in a MWIP as modelled in Modules A3, A5 and C3.

The benefits of the recycling of the motor and electronic parts are not considered due to the absence of data on its composition and recycled content.

Due to a lack of data for plastics from de-construction activities, the substitution potential of recycled plastics is not taken into account.

Only net flows leaving the product system are considered in module D.

## 5. LCA: Results

Disclaimer:

EP-freshwater: This indicator has been calculated as 'kg P eq' as required in the characterization model (EUTREND model, Struijs et al., 2009b, as implemented in ReCiPe; <http://eplca.jrc.ec.europa.eu/LCDN/developerEF.xhtml>)

**DESCRIPTION OF THE SYSTEM BOUNDARY (X = INCLUDED IN LCA; MND = MODULE OR INDICATOR NOT DECLARED; MNR = MODULE NOT RELEVANT)**

Product stage			Construction process stage		Use stage							End of life stage				Benefits and loads beyond the system boundaries
Raw material supply	Transport	Manufacturing	Transport from the gate to the site	Assembly	Use	Maintenance	Repair	Replacement	Refurbishment	Operational energy use	Operational water use	De-construction demolition	Transport	Waste processing	Disposal	Reuse-Recovery-Recycling-potential
A1	A2	A3	A4	A5	B1	B2	B3	B4	B5	B6	B7	C1	C2	C3	C4	D
X	X	X	MND	X	X	X	MNR	MNR	MNR	X	MND	X	X	X	X	X

**RESULTS OF THE LCA - ENVIRONMENTAL IMPACT according to EN 15804+A2: 1 piece VELUX flat roof window CSP - grid-connected, 1.20 m x 1.20 m = 1.44 m<sup>2</sup>**

Parameter	Unit	A1-A3	A5	B1	B2	B6	C1	C2	C3	C4	D
GWP-total	kg CO <sub>2</sub> eq	3.89E+02	1.21E+01	0	5.2E+01	6.87E+02	0	1.21E+00	1.23E+01	1.55E+02	-8.24E+01
GWP-fossil	kg CO <sub>2</sub> eq	4.15E+02	1.97E+00	0	5.19E+01	6.85E+02	0	1.21E+00	1.22E+01	1.39E+02	-8.24E+01
GWP-biogenic	kg CO <sub>2</sub> eq	-2.62E+01	1.02E+01	0	0	0	0	0	8.53E-02	1.6E+01	0
GWP-luluc	kg CO <sub>2</sub> eq	4.38E-01	1.17E-04	0	7.52E-02	1.71E+00	0	4.92E-04	3.43E-03	5.33E-02	-6.41E-02
ODP	kg CFC11 eq	8.87E-05	6.69E-08	0	2.39E-06	3.47E-05	0	2.84E-07	2.13E-07	1.82E-05	-5.74E-06
AP	mol H <sup>+</sup> eq	2.52E+00	1.78E-03	0	7.98E-01	3.53E+00	0	6.86E-03	1.4E-02	1.99E-01	-2.32E-01
EP-freshwater	kg P eq	1.62E-02	2.21E-06	0	3.96E-03	7.69E-02	0	8.9E-06	3.66E-04	1.58E-03	-5.91E-03
EP-marine	kg N eq	3.95E-01	6.57E-04	0	6.29E-02	4.52E-01	0	2.47E-03	4.83E-03	4.38E-02	-4.14E-02
EP-terrestrial	mol N eq	4.35E+00	7.27E-03	0	7.85E-01	5.23E+00	0	2.71E-02	5.31E-02	4.83E-01	-4.84E-01
POCP	kg NMVOC eq	1.41E+00	2.06E-03	0	2.5E-01	1.43E+00	0	7.76E-03	1.39E-02	1.3E-01	-1.51E-01
ADPE	kg Sb eq	5.38E+02	9.72E-07	0	1.49E-02	1.66E-03	0	4.05E-06	5.83E-06	4.21E-04	-8.73E-04
ADPF	MJ	5.93E+03	4.38E+00	0	4.74E+02	1.45E+04	0	1.86E+01	4.24E+01	4.03E+02	-1.13E+03
WDP	m <sup>3</sup> world eq deprived	1.79E+02	1.68E-02	0	2.02E+01	1.62E+02	0	6.11E-02	6.54E-01	3E+01	-8.16E+00

GWP = Global warming potential; ODP = Depletion potential of the stratospheric ozone layer; AP = Acidification potential of land and water; EP = Eutrophication potential; POCP = Formation potential of tropospheric ozone photochemical oxidants; ADPE = Abiotic depletion potential for non-fossil resources; ADPF = Abiotic depletion potential for fossil resources; WDP = Water (user) deprivation potential

**RESULTS OF THE LCA - INDICATORS TO DESCRIBE RESOURCE USE according to EN 15804+A2: 1 piece VELUX flat roof window CSP - grid-connected, 1.20 m x 1.20 m = 1.44 m<sup>2</sup>**

Parameter	Unit	A1-A3	A5	B1	B2	B6	C1	C2	C3	C4	D
PERE	MJ	7.52E+02	6.52E-02	0	5.89E+01	2.75E+03	0	2.63E-01	5.09E+00	2.12E+02	-1.26E+02
PERM	MJ	2.85E+02	-1.17E+02	0	0	0	0	0	-1.1E+00	-1.67E+02	0
PERT	MJ	1.04E+03	-1.17E+02	0	5.89E+01	2.75E+03	0	2.63E-01	3.99E+00	4.55E+01	-1.26E+02
PENRE	MJ	5.34E+03	3.02E+01	0	4.75E+02	1.46E+04	0	1.86E+01	4.26E-05	1.65E+03	-1.14E+03
PENRM	MJ	1.27E+03	-2.58E+01	0	0	0	0	0	0	-1.24E+03	0
PENRT	MJ	6.61E+03	4.38E+00	0	4.75E+02	1.46E+04	0	1.86E+01	4.26E-05	4.05E+02	-1.14E+03
SM	kg	2.92E+01	0	0	0	0	0	0	0	0	8.43E+00
RSF	MJ	0	0	0	0	0	0	0	0	0	0
NRSF	MJ	0	0	0	0	0	0	0	0	0	0
FW	m <sup>3</sup>	4.02E+00	7.63E-04	0	4.78E-01	9.35E+00	0	2.03E-03	1.72E-02	7.86E-01	-2.5E-01

PERE = Use of renewable primary energy excluding renewable primary energy resources used as raw materials; PERM = Use of renewable primary energy resources used as raw materials; PERT = Total use of renewable primary energy resources; PENRE = Use of non-renewable primary energy excluding non-renewable primary energy resources used as raw materials; PENRM = Use of non-renewable primary energy resources used as raw materials; PENRT = Total use of non-renewable primary energy resources; SM = Use of secondary material; RSF = Use of renewable secondary fuels; NRSF = Use of non-renewable secondary fuels; FW = Use of net fresh water

**RESULTS OF THE LCA - WASTE CATEGORIES AND OUTPUT FLOWS according to EN 15804+A2: 1 piece VELUX flat roof window CSP - grid-connected, 1.20 m x 1.20 m = 1.44 m<sup>2</sup>**

Parameter	Unit	A1-A3	A5	B1	B2	B6	C1	C2	C3	C4	D
HWD	kg	4.47E-02	1.14E-05	0	1.97E-02	5.15E-03	0	4.75E-05	4.26E-05	6.8E-04	-1.62E-03
NHWD	kg	1.68E+02	3.08E-01	0	2.41E+01	5.46E+01	0	1.25E+00	4.74E+00	4.17E+01	-3.55E+01



RWD	kg	3E-02	6.26E-05	0	2.37E-03	1.95E-01	0	2.69E-04	3.77E-04	3.04E-03	-4.56E-03
CRU	kg	0	0	0	0	0	0	0	0	0	0
MFR	kg	1.63E+01	6.91E+00	0	0	0	0	0	3.21E+01	0	0
MER	kg	0	0	0	0	0	0	0	0	0	0
EEE	MJ	1.44E+01	3.35E+00	0	0	0	0	0	0	1.84E+02	0
EET	MJ	2.82E+01	6.6E+00	0	0	0	0	0	0	3.61E+02	0

HWD = Hazardous waste disposed; NHWD = Non-hazardous waste disposed; RWD = Radioactive waste disposed; CRU = Components for re-use; MFR = Materials for recycling; MER = Materials for energy recovery; EEE = Exported electrical energy; EET = Exported thermal energy

## RESULTS OF THE LCA – additional impact categories according to EN 15804+A2-optional:

1 piece VELUX flat roof window CSP - grid-connected, 1.20 m x 1.20 m = 1.44 m<sup>2</sup>

Parameter	Unit	A1-A3	A5	B1	B2	B6	C1	C2	C3	C4	D
PM	Disease incidence	2.08E-05	2.66E-08	0	3.9E-06	9.01E-06	0	1.09E-07	1.83E-07	1.53E-06	-2.18E-06
IR	kBq U235 eq	1.17E+01	1.89E-02	0	1.24E+00	1.32E+02	0	8.09E-02	1.48E-01	1.75E+00	-2.03E+00
ETP-fw	CTUe	1.43E+04	4.27E+00	0	5.84E+03	7.3E+03	0	1.47E+01	7.99E+01	7.6E+03	-1.15E+03
HTP-c	CTUh	2.07E-06	3.44E-10	0	2.52E-07	1.95E-07	0	5.88E-10	1.41E-09	4.93E-08	-4.23E-07
HTP-nc	CTUh	1.6E-05	5.52E-09	0	9.13E-06	6.34E-06	0	1.7E-08	1.45E-07	1.9E-06	-2.32E-07
SQP	SQP	4.76E+03	3.7E+00	0	3.18E+02	2.23E+03	0	1.59E+01	7.67E+00	1.25E+02	-1.99E+02

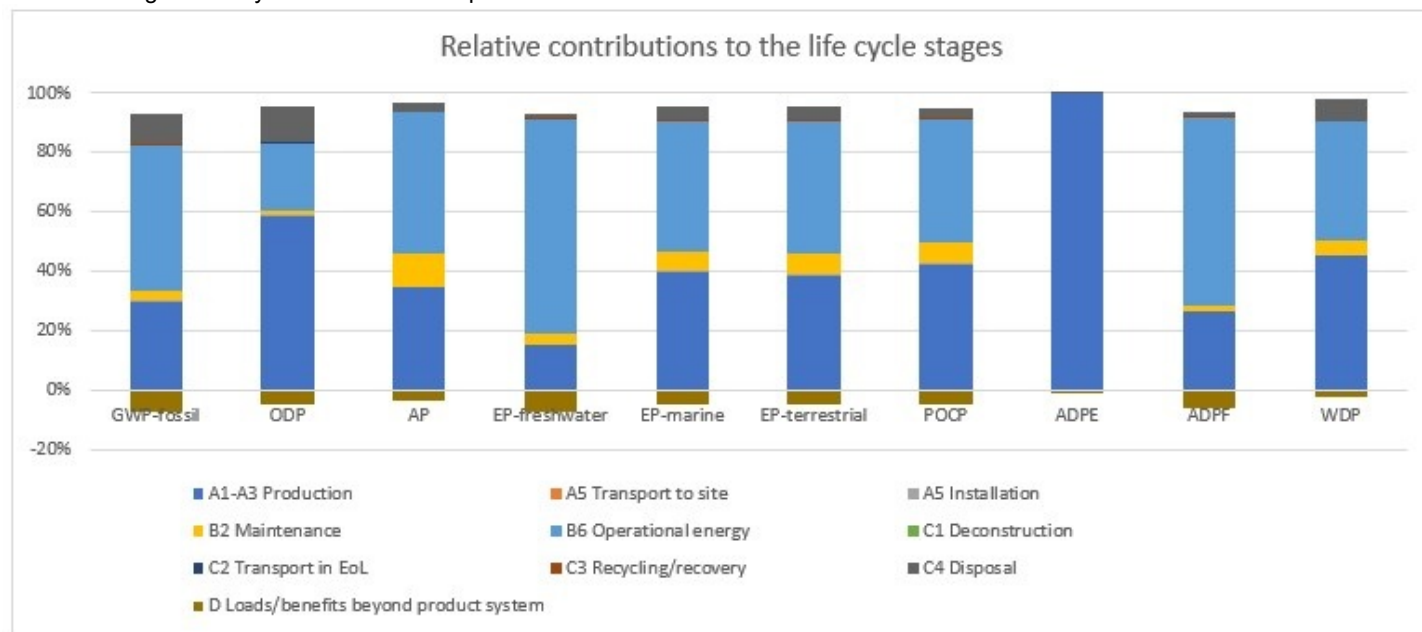
PM = Potential incidence of disease due to PM emissions; IR = Potential Human exposure efficiency relative to U235; ETP-fw = Potential comparative Toxic Unit for ecosystems; HTP-c = Potential comparative Toxic Unit for humans (cancerogenic); HTP-nc = Potential comparative Toxic Unit for humans (not cancerogenic); SQP = Potential soil quality index

Disclaimer 1 – for the indicator 'Potential Human exposure efficiency relative to U235'. This impact category deals mainly with the eventual impact of low dose ionizing radiation on human health of the nuclear fuel cycle. It does not consider effects due to possible nuclear accidents, occupational exposure or radioactive waste disposal in underground facilities. Potential ionizing radiation from the soil, radon and from some construction materials is also not measured by this indicator.

Disclaimer 2 – for the indicators 'abiotic depletion potential for non-fossil resources', 'abiotic depletion potential for fossil resources', 'water (user) deprivation potential, deprivation-weighted water consumption', 'potential comparative toxic unit for ecosystems', 'potential comparative toxic unit for humans – cancerogenic', 'Potential comparative toxic unit for humans - not cancerogenic', 'potential soil quality index'. The results of this environmental impact indicator shall be used with care as the uncertainties on these results are high as there is limited experience with the indicator.

## 6. LCA: Interpretation

Figure 1 illustrates the relative contributions of the different modules along the life cycle of the declared products.



**Figure 1: Relative environmental impacts of the different life cycle stages for the flat roof window CSP mains**

The largest part of environmental impacts – between 17 % and rather 100 % - is caused during production (modules A1-A3) of the flat roof window. Operational energy – i.e., the generation electricity used during the use phase - is the most dominant contributor in several impact categories.

Benefits and burdens beyond the system boundary (module D) are comparably small (around 10% of the impacts over the product life cycle (modules A1-C4)). [1]

The use of renewable primary energy is mainly caused by the share of renewable energy in the electricity mix, thus the production stage and the use of operational energy are the main drivers of this impact category; for the use of non-renewable primary energy, the operational energy use is the

most impacting life cycle stage (around double the impact from production).

Material use of primary energy is negligible and related to plastic parts of the product and packaging material. The material use of primary energy is transferred to its energy use when the materials containing primary energy are incinerated with energy recovery.

Non-hazardous waste as the quantitatively most relevant waste flows is mainly caused during the production of the glass and during disposal of the product; hazardous and radio-active wastes are mainly caused by the European electricity mix.

[1] Benefits resulting from the recycling of plastics as well as from the recycling of the electronic parts are disregarded due to the lack of data on the recycling processes and related to the detailed composition of the electronic parts.

## 7. Requisite evidence

### 8.1 Formaldehyde

Not tested based on applicable product standard.

### 7.2 MDI

Not tested based on applicable product standard. 7.3

Checking of pre-treatment of substances used according

### to AltholzVO

Not applicable; not tested based on applicable product standard. 7.4. Fire gas toxicity

Not tested based on applicable product standard. 7.5 VOC emissions

Not tested based on applicable product standard.

## 8. References

### Product category rules of IBU

#### IBU (2021)

IBU (2021): General Instructions for the EPD Programme of the Institut Bauen & Umwelt e.V. (General Instructions for the IBU EPD Programme). Version 2.0, Institut Bauen & Umwelt, Berlin

#### IBU (2017)

IBU (2017): PCR Teil A: PCR Part A: Calculation rules for the life cycle assessment and requirements for the project report. Version 1.8., Institut Bauen & Umwelt, Berlin.

#### IBU (2021)

IBU (2021):PCR Part B: Requirements on the EPD for windows and doors. Version 2021/01, Institut Bauen & Umwelt, Berlin.

### Standards and legal documents

#### EN 15804

DIN EN 15804+A2:2019, Sustainability of construction works - Environmental product declarations - Core rules for the product category construction products.

#### ISO 14025

DIN EN ISO 14025:2006-07, Environmental labels and declarations - Type III Environmental declarations - Principles and procedures.

#### ISO 14044

DIN EN ISO 14044:2006-07, Environmental management - Life cycle assessment - Requirements and guidance (ISO 14044:2006); German and English versions EN ISO 14044:2006.

#### ISO 9001

DIN EN ISO 9001:2015, Quality management systems - Requirements.

#### ISO 14001

DIN EN ISO 14001:2015: Environmental management systems - Requirements with guidance for use.

#### ISO 45001

ISO 45001:2018-03, Occupational health and safety management systems - Requirements with guidance for use.

#### EN 1873

DIN EN 1873:2005, Prefabricated accessories for roofing -

Individual rooflights of plastics - Product specification and test methods.

#### EN 12101-2

DIN EN 12101-2:2017-08, Smoke and heat control systems – Part 2: Specification for natural smoke and heat exhaust ventilators.

#### EN 16485

DIN EN 16485:2014-07, Round and sawn timber - Environmental Product Declarations - Product category rules for wood and wood-based products for use in construction; German version EN 16485:2014.

#### ECHA-List

The Candidate List of substances of very high concern, available via <https://echa.europa.eu/nl/-/four-news-substances-added-to-the-candidate-list>.

#### Regulation on biocidal products

REGULATION (EU) No 528/2012 OF THE EUROPEAN PARLIAMENT AND OF THE COUNCIL of 22 May 2012 concerning the making available on the market and use of biocidal products.

#### Regulation (EU) Nr. 305/2011(CPR)

REGULATION (EU) No 305/2011 OF THE EUROPEAN PARLIAMENT AND OF THE COUNCIL of 9 March 2011 laying down harmonised conditions for the marketing of construction products and repealing Council Directive 89/106/EEC.

#### COUNCIL REGULATION (EU) No 333/2011

COUNCIL REGULATION (EU) No 333/2011 of 31 March 2011 establishing criteria determining when certain types of scrap metal cease to be waste under Directive 2008/98/EC of the European Parliament and of the Council.

#### European Waste List (Waste index)

<http://www.gesetze-im-internet.de/avv/anlage.htm>

### Additional references

#### Weidema et al. (2013)

Weidema, B., C. Bauer, R. Hirschier, C. Mutel, T. Nemecek, J. Reinhard, C.O. Vadenbo, G. Wernet (2013): Overview and methodology, Data quality guideline for the ecoinvent database version 3. ecoinvent report no. 1 (v3), St. Gallen, Schweiz.

**ecoinvent 3.8**  
ecoinvent 3.8, LCA database, 12/2021. Ecoinvent centre,

Zürich.

**Publisher**

Institut Bauen und Umwelt e.V.  
Hegelplatz 1  
10117 Berlin  
Germany

+49 (0)30 3087748- 0  
[info@ibu-epd.com](mailto:info@ibu-epd.com)  
[www.ibu-epd.com](http://www.ibu-epd.com)

---

**Programme holder**

Institut Bauen und Umwelt e.V.  
Hegelplatz 1  
10117 Berlin  
Germany

+49 (0)30 3087748- 0  
[info@ibu-epd.com](mailto:info@ibu-epd.com)  
[www.ibu-epd.com](http://www.ibu-epd.com)

---

Dr. Frank Werner

**Umwelt & Entwicklung**

**Author of the Life Cycle Assessment**

Dr. Frank Werner - Umwelt & Entwicklung  
Kammelenbergstrasse 30  
9011 St. Gallen  
Switzerland

+ 41 (0)44 241 39 06  
[frank@frankwerner.ch](mailto:frank@frankwerner.ch)  
<http://www.frankwerner.ch/>

---

The VELUX logo consists of the word "VELUX" in white, bold, sans-serif capital letters, followed by a registered trademark symbol (®). It is set against a solid red rectangular background.

**Owner of the Declaration**

VELUX Group  
Ådalsvej 99  
2970 Hørsholm  
Denmark

+4545164726  
[jakob.roerbech@velux.com](mailto:jakob.roerbech@velux.com)  
[www.velux.com](http://www.velux.com)

# ENVIRONMENTAL PRODUCT DECLARATION

as per ISO 14025 and EN 15804+A2

Owner of the Declaration	VELUX Group
Publisher	Institut Bauen und Umwelt e.V. (IBU)
Programme holder	Institut Bauen und Umwelt e.V. (IBU)
Declaration number	EPD-VEL-20220138-IBJ3-EN
Issue date	25.07.2022
Valid to	24.07.2027

## VELUX flat roof window CVP - grid-connected VELUX A/S

[www.ibu-epd.com](http://www.ibu-epd.com) | <https://epd-online.com>



## 1. General Information

### VELUX A/S

#### Programme holder

IBU – Institut Bauen und Umwelt e.V.  
Hegelplatz 1  
10117 Berlin  
Germany

#### Declaration number

EPD-VEL-20220138-IBJ3-EN

#### This declaration is based on the product category rules:

Windows and doors , 01.08.2021  
(PCR checked and approved by the SVR)

#### Issue date

25.07.2022

#### Valid to

24.07.2027



Dipl.-Ing. Hans Peters  
(Chairman of Institut Bauen und Umwelt e.V.)



Florian Pronold  
(Managing Director Institut Bauen und Umwelt e.V.)

### VELUX flat roof window CVP - grid-connected

#### Owner of the declaration

VELUX Group  
Adalsvej 99  
2970 Hørsholm  
Denmark

#### Declared product / declared unit

The declaration represents 1 piece of a grid-connected VELUX flat roof window CVP Q of the size 1.20 m x 1.20 m = 1.44 m<sup>2</sup>

#### Scope:

The declaration covers 100% of grid-connected VELUX flat roof windows CVP Q and CVP U by Partizánske Building Components SK, Slovenia. The owner of the declaration shall be liable for the underlying information and evidence; the IBU shall not be liable with respect to manufacturer information, life cycle assessment data and evidences.

The EPD was created according to the specifications of EN 15804+A2. In the following, the standard will be simplified as *EN 15804*.

#### Verification

The standard EN 15804 serves as the core PCR

Independent verification of the declaration and data according to ISO 14025:2011

☐

internally

☒

externally



Dr. Eva Schmincke,  
(Independent verifier)

## 2. Product

### 2.1 Product description/Product definition

The grid-connected Velux flat roof windows CVP Q consist of a motorised base unit made of a PVC curb with an integrated glazing unit and hinges on one side to allow for venting. The product has insulation in 4 chambers.

The grid-connected Velux flat roof windows CVP U consist of a motorised base unit made of a PVC curb with integrated glazing unit and hinges on one side to allow for venting. The product is similar to CVP Q, but with a different glazing unit and only insulation in 2 chambers.

On the of the base unit is installed a one-layer opaque or transparent acrylic (PMMA) dome. For the placing on the market of the product in the European Union/European Free Trade Association (EU/EFTA) (with the exception of Switzerland) *Regulation (EU) No. 305/2011 (CPR)* applies. The product needs a declaration of performance taking into consideration *EN 1873:2005*, Prefabricated accessories for roofing - Individual rooflights of plastics - Product specification and test methods and the CE-marking. For the application and use the respective national provisions apply.

### 2.2 Application

Velux flat roof windows CVP are used in renovation and new build.

### 2.3 Technical Data

The Declaration of Performance including relevant technical specifications and test methods/test standards can be downloaded from the website [www.velux.com/ce](http://www.velux.com/ce).

The declared values in the table relate to the reference product incl. an average pane. For other covered product variants, specific values can be selected at the bottom of the above-mentioned download page

#### Constructional data for CVP 120120 73Q+ISD 0000

For other variants, see [velux.com/ce](http://velux.com/ce)

Name	Value	Unit
Reaction to fire	-	class
Resistance to upward load EN 1875	UL 1500	-
water permeability acc. to EN 13985, EN 1027	-	class
Resistance to downward load EN 1873	UL 2500	-
Resistance to fire EN 13501-2	NPD	-
External fire performance EN 13501-5	NPD	-
Water tightness EN 1873	passed	-
Impact resistance - small hard body passed EN 1873	passed	-
Impact resistance - large soft body EN 1873	SB 1200	-
Direct airborne sound insulation EN ISO 418-3	36 (-1;-4)	dB
Thermal transmittance EN 1873	0,80	W/(m2K)
Luminous transmittance EN 410	0,72	-
Air permeability EN 1026	4	Class
Durability EN 1873	NDP	-

Performance data of the product in accordance with the declaration of performance with respect to its essential characteristics according to

- *EN 1873:2005*, Prefabricated accessories for roofing - Individual rooflights of plastics - Product specification

and test methods.

### 2.4 Delivery status

The product is available in pre-defined sizes covering 0,6x0,6m to 1,5x1,5m.

### 2.5 Base materials/Ancillary materials

Composition of the base unit CVP:

PVC 40 %  
galvanized steel 10 %  
laminated glass 25 %  
tempered glass 15 %  
others

Composition of the top unit (ISD 0000A):

PMMA 95 %  
iron & cast iron 5 %

Composition of the motor (CVP):

galvanized steel 40 %  
stainless steel 15 %  
PSU A04 casted 10 %  
copper wire 10 %  
DC motor 5 %

1) 'This product/article/at least one partial article contains substances listed in the *candidate list* (date: 02.03.2022) exceeding 0.1 percentage by mass:

- no

2) 'This product/article/at least one partial article contains other CMR substances in categories 1A or 1B which are not on the *candidate list*, exceeding 0.1 percentage by mass:

- not investigated with suppliers

3) 'Biocide products were added to this construction product or it has been treated with biocide products (this then concerns a treated product as defined by the (EU) *Regulation on Biocidal Products No. 528/2012*):

- no

### Recycled content

Name	Value	Unit
Aluminum	30	%
Glass	12	%
Steel	10	%
Others	0	%

The values stated in the table relate to the recycled material streams in VELUX production.

### 2.6 Manufacture

Base unit:

PVC profiles, gaskets, rain sensor, motor cover and wires and other minor components are produced outside Velux.

Motor and wall switch are assembled at production site in Czech republic.

The insulating glass unit is assembled at a production site in France.

Minor ABS plastic and glass fibre components are produced at



a factory in Denmark.

The production and final assembly of the base unit takes place at the production site in Slovakia.

The final production processes include preparation of the PVC frame/sash profiles by cutting, milling and drilling and installation of EPS foam. The final PVC base is assembled by cutting, deburring and welding, cutting and mounting of gaskets and installation of the glazing unit, window opener incl. gas springs as well as packaging, stacking and wrapping of the product on pallets.

Top unit:

The plastic dome is produced and assembled at a production site in Germany.

The final production processes include forming/blow moulding of the plastic dome, with afterward deburring, engraving and assembly, as well as packaging, stacking and wrapping of the product on pallets.  
The factories are *ISO 9001* certified.

## 2.7 Environment and health during manufacturing

All factories are *ISO 14001* and *ISO 45001* certified.

## 2.8 Product processing/Installation

The product is delivered to the customer in two parts, a top and bottom part. After the hole in the roof is prepared, the bottom part of the product can be installed with the use of a screwdriver, after which the top unit can be fastened to the bottom unit.

## 2.9 Packaging

The packaging usually consists of:

- polyethylene film
- polystyrene foam parts
- cardboard

The use of other packaging materials is possible, but insignificant in terms of quantity.

The plastic packaging (polyethylene (PE) film, polystyrene foam parts) can be recycled if separated by type; alternatively, they can be incinerated.

## 2.10 Condition of use

The material composition of VELUX flat roof windows does not change over their service life.

## 2.11 Environment and health during use

VELUX flat roof windows do not contain any pollutants that could be released during use.

Environmental protection: According to current knowledge, hazards to water, air and soil cannot arise when the products are used as intended.

Health protection: According to current knowledge, no health hazards or impairments are to be expected.

## 2.12 Reference service life

It is not possible to calculate the reference service life according to *ISO 15686*. The service life based on a manufacturer's declaration is 30 years. The corresponding utilization scenario is declared in 4.

## 2.13 Extraordinary effects

Fire

### Fire performance according to EN 13501:1

Name	Value
Building material class	B
Burning droplets	s1
Smoke gas development	d0

## Water

In the event of unforeseen exposure to water (flood), VELUX flat roof windows must be replaced as electrical components; no adverse effects on human health or the environment are to be expected.

## Mechanical destruction

In the event of unforeseen mechanical destruction, VELUX flat roof windows must be replaced; apart from potential injuries from glass cullet, no adverse effects on human health or the environment are to be expected.

## 2.14 Re-use phase

VELUX flat roof windows can be dismantled manually without any problems. The metal parts are usually recycled, and the plastic parts and wood are sent for thermal recycling for energy recovery. Flat glass can be recycled whereas laminated glass is usually used as secondary aggregate in road construction or landfilling.

## 2.15 Disposal

VELUX flat roof windows are mostly inert and can be disposed of in an appropriate landfill. However, due to the value of the materials or the carbon content of the plastic parts and wood, recycling or energy recovery is preferable and common.

*Waste code* according to the *European Waste List* (Regulation on the European Waste List):

16 02 14 electronic parts  
17 02 01 wood  
17 02 02 glass  
17 02 03 plastics  
17 04 14 mixed metals

## 2.16 Further information

Further documentation on the products, technical data sheets, BIM files, etc. can be found at:  
[www.velux.com](http://www.velux.com)

# 3. LCA: Calculation rules

## 3.1 Declared Unit

The declared unit is 1 piece of a grid-connected VELUX flat roof window CSF with a fixed base unit made of a PVC curb with an integrated glazing unit with 1.20 m x 1.20 m = 1.44 m<sup>2</sup>.

**Declared unit**

Name	Value	Unit
Declared unit	1	pce.
Area	1.44	m <sup>2</sup>
Weight	82,6	kg

## 3.2 System boundary



Type of EPD: Cradle to gate with options, with modules C1 – C4, and module D (A1-A3, C1-C3, D and additional modules

The production of VELUX flat roof windows (**modules A1-A3**) includes raw material extraction, energy generation, waste treatment and all transports up to the factory gate. In accordance with *COUNCIL REGULATION (EU) No 333/2011*, secondary metals are modeled as part of the product system from the moment they are available as unmixed scrap. Waste or secondary fuels are not used for production.

**Module A4** is not declared due to large variances in transport distances between the production site and the construction site, where the product is installed.

**Module A5:** The products are delivered to the construction site ready to be installed. Manual installation is assumed, and electricity consumption related to electric drilling machines, screw drivers, etc. is considered to be negligible. The combustible packaging material (plastics, wood, etc.) is assumed to be thermally treated in a municipal waste incineration plant with an efficiency  $R1 < 0.6$  (according to the *ecoinvent* dataset used); the recovered energy is declared as exported energy. Metals and cardboard are recycled; it is assumed that these fractions reach the end-of-waste state after having been sorted and transported (as a conservative choice) to a recycler. No packaging waste is landfilled.

**Modules B1 to B7** are not relevant for the product under consideration or no significant environmental impacts occur.

**Module C1** includes manual dismantling, with no significant environmental impact.

**Module C2** comprises the transport of the dismantled VELUX flat roof window to a sorting plant and then to a waste incineration plant for the thermally treated plastic fraction.

**Modules C3/C4:** given the complexity of the inventoried products, a mixed end-of-life scenario is modelled, allowing the different materials to follow their most likely path. As a rule of thumb, metals are recycled and plastics are incinerated (also due to the very limited data availability of plastics recycling and its benefits); coated and uncoated flat glass is assumed to be recycled whereas laminated glass is assumed to be landfilled due to very limited recycling potential. Metals and flat glass recycled; it is assumed that these fractions reach an end-of-waste state after having been sorted and transported to a recycler; laminated glass is landfilled. The combustible material (plastics, wood, etc.) is assumed to be thermally treated in a municipal waste incineration plant.

**Module D** includes the benefits and burdens associated with recycling metals beyond the system boundary, resulting from the treatment of recycled materials from the point of end-of-waste to the point of substitution (as loads) and substitution of primary resources (as benefits). It also includes the benefits and burdens associated with energy recovery from plastic waste in a municipal waste incineration plant, as modeled in Module C3. In Module D, only net flows of metals leaving the product system are considered.

### 3.3 Estimates and assumptions

No further assumptions and estimates relevant to the result had to be made beyond the points made in this chapter 3 and in

chapter 4.

### 3.4 Cut-off criteria

No data available from the company survey was neglected. These include, among other things, material use, energy demand (heat, electricity), packaging materials of raw materials (insofar as they are generated as waste) and product packaging, consumables in production, waste treatment and the transport of all inputs and outputs.

With this approach, mass and energy flows below 1 % were also accounted for. No processes were neglected that would have been known to the project managers and would have contributed significantly to the indicators of the impact assessment.

### 3.5 Background data

*Ecoinvent 3.8 (2021)* is used as the background database.

### 3.6 Data quality

The foreground data are based on extensive and detailed data collection at the production site. The foreground data could be fully linked with corresponding data records from the background database *ecoinvent 3.8*.

The background data was updated in 2021. Thus, the quality of the foreground and background data can be rated as very good.

### 3.7 Period under review

The LCA data represents the production conditions for the year 2021.

### 3.8 Geographic Representativeness

Land or region, in which the declared product system is manufactured, used or handled at the end of the product's lifespan: Europe

### 3.9 Allocation

No co-products are generated during the production of the VELUX products. Sorted production scrap of the different metals, notably aluminium, is considered a secondary material with no economic value (so no burdens allocated) and considered in the quantification of net flows leaving the product system. This approach is chosen to ensure a coherent quantification of net flows entering module D. Biogenic carbon is allocated based on physical flows regardless of the allocation procedure chosen for the process. The biogenic carbon content of wood products entering or leaving the product system is quantified (manually) as part of the GWP in conformity with *DIN EN 16485*.

No processes were modelled as part of the foreground model that would have required an allocation of multi-input processes. Background datasets on municipal waste incineration plants were taken from *ecoinvent* without any modification.

Allocation of reuse, recycling and recovery was avoided by the cut-off approach in the foreground model in line with *DIN EN 15804*.

### 3.10 Comparability

Basically, a comparison or an evaluation of EPD data is only possible if all the data sets to be compared were created according to *EN 15804* and the building context, respectively the product-specific characteristics of performance, are taken into account.

## 4. LCA: Scenarios and additional technical information

## Characteristic product properties of biogenic carbon

### Information on describing the biogenic carbon content at factory gate

Name	Value	Unit
Biogenic carbon content in product	0.097	kg C
Biogenic carbon content in accompanying packaging	1.98	kg C

Note: 1 kg of biogenic carbon is equivalent to 44/12 kg of CO<sub>2</sub>.

### Module A5

The products are delivered to the construction site ready to be installed. Manual installation is assumed; electricity consumption related to electric drilling machines, screw drivers, etc. is considered to be negligible.

The combustible packaging material (plastics, wood, etc.) is assumed to be transported 50 km with a lorry 16-32 metric tons, EURO6 to an incineration plant with an efficiency  $R1 < 0.6$  (according to the *ecoinvent* dataset used); the recovered energy is declared as exported energy; for its quantification an efficiency of 25.6 % is assumed for the production of heat and 13.0 % for the production of electricity (always referring to the lower heating value of the waste).

Metals and cardboard are recycled; it is assumed that these fractions reach the end-of-waste state after having been sorted and transported (as a conservative choice) to a recycler over 150 km with a lorry 16-32 metric tons, EURO6.

No packaging waste is landfilled.

The use of multi-way pallets is not taken into account as packaging material.

### Reference service life

Name	Value	Unit
Reference service life according to manufacturer's declaration	30	a
Declared product properties (at the gate) and finishes	The product has passed internal quality controls and complies with EN 1873 for CE marking	-
Design application parameters (if instructed by the manufacturer), including the references to the appropriate practices and application codes	Installation according to assembly instructions and state of the art.	-
An assumed quality of work, when installed in accordance with the manufacturer's instructions	Carried out in accordance with the manufacturer's instructions.	-
Outdoor environment, (for outdoor applications), e.g. weathering, pollutants, UV and wind exposure, building orientation, shading, temperature	The declared products are intended for installation outside the building: They are therefore designed to withstand outdoor conditions throughout their service life.	-
Indoor environment (for indoor applications), e.g. temperature, moisture, chemical exposure	The declared products are not intended for installation inside a building.	-
Usage conditions, e.g. frequency of use, mechanical exposure	Standard use in any type of building, i.e. opening/closing as often as necessary.	-
Maintenance e.g. required frequency, type and quality and replacement of components	The declared products are designed for a reference life of 30 years, with the motor replaced every 15 years. They are maintained by cleaning water at the discretion of the building occupants.	-

### Module B1

The products are assumed to have no direct emissions during the use phase. The indicator values of Module B1 are thus 0. For biogenic carbon stored in product, see above.

### Module B2

The maintenance scenario (B2) covers the replacement of the motor over the service life of the product. Given that the detailed composition of the motor and its electronic components is not known, potential loads and benefits related to the motor and electronics are disregarded.

Annual cleaning with water (e.g., using 1 l/m<sup>2</sup> of tap water per annual cleaning) is neglected.

### Module B6

For motor-operated flat roof windows, electricity is used both in stand-by and during operations.

### Module C1

Manual de-installation is assumed, electricity consumption related to electric screw drivers, etc. is considered to be negligible. Thus, no environmental impacts are declared in module C1.

### Module C2

Given the complexity of the inventoried products, a mixed end-

of-life scenario is modelled, allowing the different materials to follow their most likely path.

It should also be noted that the deconstruction and waste treatment scenario can vary a lot, depending on the actual situation. Thus, a generic end-of-life scenario is assumed.

As a rule of thumb, metals are recycled, plastics are incinerated (also due to the very limited availability on plastics recycling and its benefits); coated and uncoated flat glass is assumed to be recycled whereas laminated glass is assumed to be landfilled due to very limited recycling potential.

The combustible material (plastics, wood, etc.) is assumed to be transported 50 km with a lorry 16-32 metric tons, EURO6 to an incineration plant.

Metals and flat glass recycled; it is assumed that these fractions reach end-of-waste state after having been sorted and transported to a recycler over 150 km with a lorry 16-32 metric tons, EURO6.

Laminated glass is landfilled, including a transport of 30 km with a lorry 16-32 metric tons, EURO6.

#### **Module C3**

A consumption of 0.03 kWh/kg of electricity for shredding and sorting and 0.437 MJ/kg of diesel fuel for internal logistics are taken into account to disassemble the product. The recovered material leaves the product system as 'materials for recycling'. The net amounts of the metals leaving the product system are considered as 'use of secondary material' in Module D.

#### **Module C4**

As stated above, it is assumed that 100 % of the plastic parts and the wooden parts are treated in a waste incineration plant with an efficiency  $R1 < 0.6$  (according to the *ecoinvent* dataset used); 25.57 % of the lower heating value of the plastic parts

are recovered as heat and 13.0 % as electricity. Recovered energy is reported as 'exported energy' and considered in Module D.

Some of the material, notably laminated flat glass is assumed to be landfilled.

#### **Module D**

Module D contains the benefits and loads beyond the system boundary related to the recycling of metals, which result from the treatment of recycled materials from the point of end-of-waste status to the point of substitution (as loads) and the substitution of primary resources (as benefits).

Furthermore, it includes the benefits of raw material substitution of the recycling of flat glass, with the exception of laminated glass, which cannot be used for the production of glass again. Recovered flat glass is assumed to have reached the end-of-waste state as sorted glass cullet; glass cullet is assumed to replace virgin raw material for glass production – impacts on the energy required to remelt recycled glass as compared to virgin glass production are neglected due to a lack of data.

It also includes the benefits and loads related to the energy recovery from plastic wastes in a MWIP as modelled in Modules A3, A5 and C3.

The benefits of the recycling of the motor and electronic parts are not considered due to the absence of data on its composition and recycled content.

Due to a lack of data for plastics from de-construction activities, the substitution potential of recycled plastics is not taken into account.

Only net flows leaving the product system are considered in module D.

## 5. LCA: Results

Disclaimer:

EP-freshwater: This indicator has been calculated as 'kg P eq' as required in the characterization model (EUTREND model, Struijs et al., 2009b, as implemented in ReCiPe; <http://eplca.jrc.ec.europa.eu/LCDN/developerEF.xhtml>)

**DESCRIPTION OF THE SYSTEM BOUNDARY (X = INCLUDED IN LCA; MND = MODULE OR INDICATOR NOT DECLARED; MNR = MODULE NOT RELEVANT)**

Product stage			Construction process stage		Use stage							End of life stage				Benefits and loads beyond the system boundaries
Raw material supply	Transport	Manufacturing	Transport from the gate to the site	Assembly	Use	Maintenance	Repair	Replacement	Refurbishment	Operational energy use	Operational water use	De-construction demolition	Transport	Waste processing	Disposal	Reuse-Recovery-Recycling-potential
A1	A2	A3	A4	A5	B1	B2	B3	B4	B5	B6	B7	C1	C2	C3	C4	D
X	X	X	MND	X	X	X	MNR	MNR	MNR	X	MND	X	X	X	X	X

**RESULTS OF THE LCA - ENVIRONMENTAL IMPACT according to EN 15804+A2: 1 piece VELUX flat roof window CVP - grid-connected, 1.20 m x 1.20 m = 1.44 m<sup>2</sup>**

Parameter	Unit	A1-A3	A5	B1	B2	B6	C1	C2	C3	C4	D
GWP-total	kg CO <sub>2</sub> eq	2.44E+02	9.23E+00	0	5.83E+01	1.36E+02	0	6.11E-01	2.97E+00	1.38E+02	-4.56E+01
GWP-fossil	kg CO <sub>2</sub> eq	2.51E+02	1.95E+00	0	5.83E+01	1.36E+02	0	6.11E-01	2.61E+00	1.38E+02	-4.56E+01
GWP-biogenic	kg CO <sub>2</sub> eq	-7.63E+00	7.27E+00	0	0	0	0	0	3.6E-01	0	0
GWP-luluc	kg CO <sub>2</sub> eq	2.19E-01	8.66E-05	0	2E-02	3.39E-01	0	2.49E-04	1.96E-03	3.53E-02	-5.41E-02
ODP	kg CFC11 eq	5.69E-05	4.9E-08	0	2.04E-06	6.88E-06	0	1.43E-07	1.1E-07	1.18E-05	-3.16E-06
AP	mol H <sup>+</sup> eq	1.21E+00	1.35E-03	0	2.21E-01	6.99E-01	0	3.46E-03	6.92E-03	1.5E-01	-1.24E-01
EP-freshwater	kg P eq	8.32E-03	1.65E-06	0	1.52E-03	1.53E-02	0	4.49E-06	2.25E-04	1.03E-03	-3.37E-03
EP-marine	kg N eq	2.12E-01	5.05E-04	0	1.13E-01	8.96E-02	0	1.24E-03	2.25E-03	1.22E-01	-2.18E-02
EP-terrestrial	mol N eq	2.29E+00	5.59E-03	0	3.33E-01	1.04E+00	0	1.37E-02	2.54E-02	4.07E-01	-2.53E-01
POCP	kg NMVOC eq	7.38E-01	1.58E-03	0	1.09E-01	2.83E-01	0	3.92E-03	6.75E-03	1.2E-01	-7.86E-02
ADPE	kg Sb eq	5.38E+02	7.18E-07	0	4.3E-03	3.29E-04	0	2.05E-06	3.11E-06	2.62E-04	-1.24E-04
ADPF	MJ	3.48E+03	3.21E+00	0	2.38E+02	2.88E+03	0	9.4E+00	2.43E+01	3.23E+02	-6.22E+02
WDP	m <sup>3</sup> world eq deprived	9.78E+01	1.31E-02	0	9.36E+00	3.21E+01	0	3.09E-02	1.11E-01	2.13E+01	-2.88E+00

GWP = Global warming potential; ODP = Depletion potential of the stratospheric ozone layer; AP = Acidification potential of land and water; EP = Eutrophication potential; POCP = Formation potential of tropospheric ozone photochemical oxidants; ADPE = Abiotic depletion potential for non-fossil resources; ADPF = Abiotic depletion potential for fossil resources; WDP = Water (user) deprivation potential)

**RESULTS OF THE LCA - INDICATORS TO DESCRIBE RESOURCE USE according to EN 15804+A2: 1 piece VELUX flat roof window CVP - grid-connected, 1.20 m x 1.20 m = 1.44 m<sup>2</sup>**

Parameter	Unit	A1-A3	A5	B1	B2	B6	C1	C2	C3	C4	D
PERE	MJ	1.81E+02	4.87E-02	0	2.21E+01	5.46E+02	0	1.33E-01	3.05E+00	2.85E+01	-5.68E+01
PERM	MJ	8.82E+01	-8.35E+01	0	0	0	0	0	-4.64E+00	0	0
PERT	MJ	2.69E+02	-8.35E+01	0	2.21E+01	5.46E+02	0	1.33E-01	-1.59E+00	2.85E+01	-5.68E+01
PENRE	MJ	3.27E+03	2.96E+01	0	2.37E+02	2.9E+03	0	9.4E+00	2.02E-05	1.19E+03	-6.29E+02
PENRM	MJ	8.92E+02	-2.64E+01	0	0	0	0	0	0	-8.65E+02	0
PENRT	MJ	4.16E+03	3.21E+00	0	2.37E+02	2.9E+03	0	9.4E+00	2.02E-05	3.24E+02	-6.29E+02
SM	kg	1.78E+01	0	0	1.03E+00	0	0	0	0	0	-6.65E+00
RSF	MJ	0	0	0	0	0	0	0	0	0	0
NRSF	MJ	0	0	0	0	0	0	0	0	0	0
FW	m <sup>3</sup>	2.27E+00	6.44E-04	0	1.46E-01	1.85E+00	0	1.02E-03	6.46E-03	4.75E-01	-1.44E-01

PERE = Use of renewable primary energy excluding renewable primary energy resources used as raw materials; PERM = Use of renewable primary energy resources used as raw materials; PERT = Total use of renewable primary energy resources; PENRE = Use of non-renewable primary energy excluding non-renewable primary energy resources used as raw materials; PENRM = Use of non-renewable primary energy resources used as raw materials; PENRT = Total use of non-renewable primary energy resources; SM = Use of secondary material; RSF = Use of renewable secondary fuels; NRSF = Use of non-renewable secondary fuels; FW = Use of net fresh water

**RESULTS OF THE LCA - WASTE CATEGORIES AND OUTPUT FLOWS according to EN 15804+A2: 1 piece VELUX flat roof window CVP - grid-connected, 1.20 m x 1.20 m = 1.44 m<sup>2</sup>**

Parameter	Unit	A1-A3	A5	B1	B2	B6	C1	C2	C3	C4	D
HWD	kg	2.08E-02	8.48E-06	0	4.22E-03	1.02E-03	0	2.4E-05	2.02E-05	5.42E-04	2.35E-04
NHWD	kg	5.4E+01	2.31E-01	0	3.41E+02	1.08E+01	0	6.3E-01	5.23E-01	3.72E+02	-8.23E+00

RWD	kg	2.01E-02	4.57E-05	0	1.83E-03	3.87E-02	0	1.36E-04	2.19E-04	2.88E-03	-2.54E-03
CRU	kg	0	0	0	0	0	0	0	0	0	0
MFR	kg	8.97E+00	4.98E+00	0	2.16E+00	0	0	0	1.15E+01	0	0
MER	kg	0	0	0	0	0	0	0	0	0	0
EEE	MJ	1.12E+00	3.43E+00	0	1.21E-01	0	0	0	0	1.13E+02	0
EET	MJ	2.11E+00	6.75E+00	0	2.38E-01	0	0	0	0	2.21E+02	0

HWD = Hazardous waste disposed; NHWD = Non-hazardous waste disposed; RWD = Radioactive waste disposed; CRU = Components for re-use; MFR = Materials for recycling; MER = Materials for energy recovery; EEE = Exported electrical energy; EET = Exported thermal energy

## RESULTS OF THE LCA – additional impact categories according to EN 15804+A2-optional:

1 piece VELUX flat roof window CVP - grid-connected, 1.20 m x 1.20 m = 1.44 m<sup>2</sup>

Parameter	Unit	A1-A3	A5	B1	B2	B6	C1	C2	C3	C4	D
PM	Disease incidence	9.2E-06	1.98E-08	0	1.52E-06	1.79E-06	0	5.49E-08	1.04E-07	1.5E-06	-1.07E-06
IR	kBq U235 eq	6.32E+00	1.38E-02	0	8.14E-01	2.62E+01	0	4.08E-02	8.44E-02	1.37E+00	-1.05E+00
ETP-fw	CTUe	6.17E+03	3.74E+00	0	1.97E+03	1.45E+03	0	7.45E+00	1.94E+01	4.88E+03	-4.9E+02
HTP-c	CTUh	4.87E-07	3.16E-10	0	1.05E-07	3.87E-08	0	2.97E-10	4.54E-10	3.34E-08	-5.64E-08
HTP-nc	CTUh	5.6E-06	4.53E-09	0	2.08E-06	1.26E-06	0	8.57E-09	2.4E-08	1.27E-06	6.55E-08
SQP	SQP	9.26E+02	2.7E+00	0	2.89E+02	4.42E+02	0	8.02E+00	3.46E+00	2.76E+02	-7.06E+01

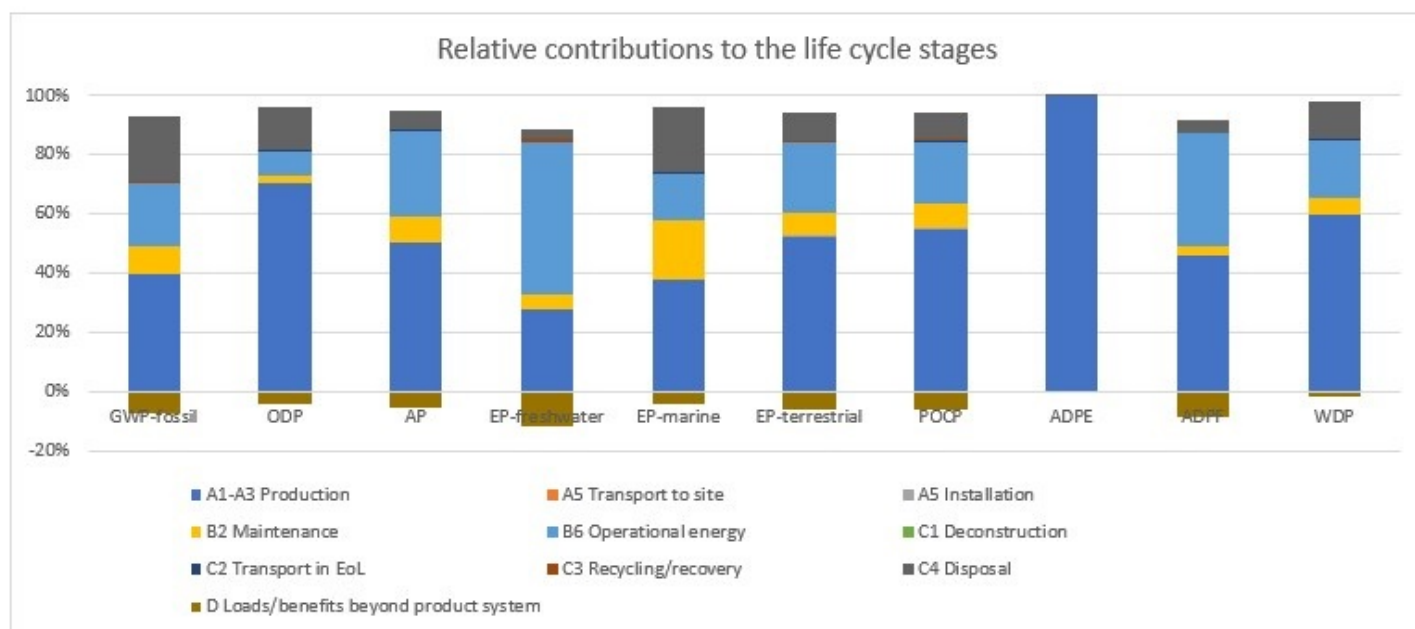
PM = Potential incidence of disease due to PM emissions; IR = Potential Human exposure efficiency relative to U235; ETP-fw = Potential comparative Toxic Unit for ecosystems; HTP-c = Potential comparative Toxic Unit for humans (cancerogenic); HTP-nc = Potential comparative Toxic Unit for humans (not cancerogenic); SQP = Potential soil quality index

Disclaimer 1 – for the indicator 'Potential Human exposure efficiency relative to U235'. This impact category deals mainly with the eventual impact of low dose ionizing radiation on human health of the nuclear fuel cycle. It does not consider effects due to possible nuclear accidents, occupational exposure or radioactive waste disposal in underground facilities. Potential ionizing radiation from the soil, radon and from some construction materials is also not measured by this indicator.

Disclaimer 2 – for the indicators 'abiotic depletion potential for non-fossil resources', 'abiotic depletion potential for fossil resources', 'water (user) deprivation potential, deprivation-weighted water consumption', 'potential comparative toxic unit for ecosystems', 'potential comparative toxic unit for humans – cancerogenic', 'Potential comparative toxic unit for humans - not cancerogenic', 'potential soil quality index'. The results of this environmental impact indicator shall be used with care as the uncertainties on these results are high as there is limited experience with the indicator.

## 6. LCA: Interpretation

Figure 1 illustrates the relative contributions of the different modules along the life cycle of the declared products.



**Figure 1: Relative environmental impacts of the different life cycle stages for the flat roof window CVP mains**

The largest part of environmental impacts is caused during production (modules A1-A3) ranging from 31% to roughly 100%, and during the generation of operational energy (module B2) The relative contributions of these main drivers differs from

one impact category to another.

Benefits and burdens beyond the system boundary (module D) are in the order of 0 % to 15% of the impacts over the product life cycle (modules A1-C4). [1] The use of renewable primary energy is mainly caused by the share of renewable energy in the electricity mix, thus the production stage is the main drivers of this impact category; for the use of non-renewable primary energy, the operational energy (module B6) is the most impacting life cycle stage.



Material use of primary energy is negligible and related to plastic parts of the product and packaging material. The material use of primary energy is transferred to its energy use when the materials containing primary energy are incinerated with energy recovery.

Non-hazardous waste as the quantitatively most relevant waste flows is mainly caused during the production of the glass and

during disposal of the product; hazardous and radio-active wastes are mainly caused by the European electricity mix

[1] Benefits resulting from the recycling of plastics as well as from the recycling of the electronic parts are disregarded due to the lack of data on the recycling processes and related to the detailed composition of the electronic parts.

## 7. Requisite evidence

### 8.1 Formaldehyde

Not tested based on applicable product standard.

### 7.2 MDI

Not tested based on applicable product standard. **7.3**

**Checking of pre-treatment of substances used according**

### to AltholzVO

Not applicable; not tested based on applicable product standard. **7.4. Fire gas toxicity**

Not tested based on applicable product standard. **7.5 VOC emissions**

Not tested based on applicable product standard.

## 8. References

### Product category rules of IBU

#### IBU (2021)

IBU (2021): General Instructions for the EPD Programme of the Institut Bauen & Umwelt e.V. (General Instructions for the IBU EPD Programme). Version 2.0, Institut Bauen & Umwelt, Berlin

#### IBU (2017)

IBU (2017): PCR Teil A: PCR Part A: Calculation rules for the life cycle assessment and requirements for the project report. Version 1.8., Institut Bauen & Umwelt, Berlin.

#### IBU (2021)

IBU (2021):PCR Part B: Requirements on the EPD for windows and doors. Version 2021/01, Institut Bauen & Umwelt, Berlin.

### Standards and legal documents

#### EN 15804

DIN EN 15804+A2:2019, Sustainability of construction works - Environmental product declarations - Core rules for the product category construction products.

#### ISO 14025

DIN EN ISO 14025:2006-07, Environmental labels and declarations - Type III Environmental declarations - Principles and procedures.

#### ISO 14044

DIN EN ISO 14044:2006-07, Environmental management - Life cycle assessment - Requirements and guidance (ISO 14044:2006); German and English versions EN ISO 14044:2006.

#### ISO 9001

DIN EN ISO 9001:2015, Quality management systems - Requirements.

#### ISO 14001

DIN EN ISO 14001:2015: Environmental management systems - Requirements with guidance for use.

#### ISO 45001

ISO 45001:2018-03, Occupational health and safety management systems - Requirements with guidance for use.

#### EN 1873

DIN EN 1873:2005, Prefabricated accessories for roofing - Individual rooflights of plastics - Product specification and test

methods.

#### EN 12101-2

DIN EN 12101-2:2017-08, Smoke and heat control systems - Part 2: Specification for natural smoke and heat exhaust ventilators.

#### EN 16485

DIN EN 16485:2014-07, Round and sawn timber - Environmental Product Declarations - Product category rules for wood and wood-based products for use in construction; German version EN 16485:2014.

#### ECHA-List

The Candidate List of substances of very high concern, available via <https://echa.europa.eu/nl/-/four-news-substances-added-to-the-candidate-list>.

### Regulation on biocidal products

REGULATION (EU) No 528/2012 OF THE EUROPEAN PARLIAMENT AND OF THE COUNCIL of 22 May 2012 concerning the making available on the market and use of biocidal products.

### Regulation (EU) Nr. 305/2011(CPR)

REGULATION (EU) No 305/2011 OF THE EUROPEAN PARLIAMENT AND OF THE COUNCIL of 9 March 2011 laying down harmonised conditions for the marketing of construction products and repealing Council Directive 89/106/EEC.

### COUNCIL REGULATION (EU) No 333/2011

COUNCIL REGULATION (EU) No 333/2011 of 31 March 2011 establishing criteria determining when certain types of scrap metal cease to be waste under Directive 2008/98/EC of the European Parliament and of the Council.

### European Waste List (Waste index)

<http://www.gesetze-im-internet.de/avv/anlage.htm>

### Additional references

#### Weidema et al. (2013)

Weidema, B., C. Bauer, R. Hirschier, C. Mutel, T. Nemecek, J. Reinhard, C.O. Vadenbo, G. Wernet (2013): Overview and methodology, Data quality guideline for the ecoinvent database version 3. ecoinvent report no. 1 (v3), St. Gallen, Schweiz.

### ecoinvent 3.8

ecoinvent 3.8, LCA database, 12/2021. Ecoinvent centre,



Zürich.

**Publisher**

Institut Bauen und Umwelt e.V.  
Hegelplatz 1  
10117 Berlin  
Germany

+49 (0)30 3087748- 0  
[info@ibu-epd.com](mailto:info@ibu-epd.com)  
[www.ibu-epd.com](http://www.ibu-epd.com)

---

**Programme holder**

Institut Bauen und Umwelt e.V.  
Hegelplatz 1  
10117 Berlin  
Germany

+49 (0)30 3087748- 0  
[info@ibu-epd.com](mailto:info@ibu-epd.com)  
[www.ibu-epd.com](http://www.ibu-epd.com)

---

Dr. Frank Werner

**Umwelt & Entwicklung**

**Author of the Life Cycle Assessment**

Dr. Frank Werner - Umwelt & Entwicklung  
Kammelenbergstrasse 30  
9011 St. Gallen  
Switzerland

+ 41 (0)44 241 39 06  
[frank@frankwerner.ch](mailto:frank@frankwerner.ch)  
<http://www.frankwerner.ch/>

---

The VELUX logo consists of the word "VELUX" in white, bold, sans-serif capital letters, followed by a registered trademark symbol (®). It is set against a solid red rectangular background.

**Owner of the Declaration**

VELUX Group  
Ådalsvej 99  
2970 Hørsholm  
Denmark

+4545164726  
[jakob.roerbech@velux.com](mailto:jakob.roerbech@velux.com)  
[www.velux.com](http://www.velux.com)



# ENVIRONMENTAL PRODUCT DECLARATION

as per ISO 14025 and EN 15804+A2

Owner of the Declaration	VELUX Group
Publisher	Institut Bauen und Umwelt e.V. (IBU)
Programme holder	Institut Bauen und Umwelt e.V. (IBU)
Declaration number	EPD-VEL-20220139-IBJ3-EN
Issue date	25.07.2022
Valid to	24.07.2027

## VELUX flat roof window CXP VELUX A/S

[www.ibu-epd.com](http://www.ibu-epd.com) | <https://epd-online.com>



## 1. General Information

### VELUX A/S

#### Programme holder

IBU – Institut Bauen und Umwelt e.V.  
Hegelplatz 1  
10117 Berlin  
Germany

#### Declaration number

EPD-VEL-20220139-IBJ3-EN

#### This declaration is based on the product category rules:

Windows and doors , 01.08.2021  
(PCR checked and approved by the SVR)

#### Issue date

25.07.2022

#### Valid to

24.07.2027



Dipl.-Ing. Hans Peters  
(Chairman of Institut Bauen und Umwelt e.V.)



Florian Pronold  
(Managing Director Institut Bauen und Umwelt e.V.)

### VELUX flat roof window CXP

#### Owner of the declaration

VELUX Group  
Adalsvej 99  
2970 Hørsholm  
Denmark

#### Declared product / declared unit

The declaration represents 1 piece of a VELUX flat roof window CXP of the size 1.20 m x 1.20 m = 1.44 m<sup>2</sup>

#### Scope:

The declaration covers 100% of VELUX flat roof windows CXP by Partizánske Building Components SK, Slovenia.  
The owner of the declaration shall be liable for the underlying information and evidence; the IBU shall not be liable with respect to manufacturer information, life cycle assessment data and evidences.

The EPD was created according to the specifications of EN 15804+A2. In the following, the standard will be simplified as *EN 15804*.

#### Verification

The standard EN 15804 serves as the core PCR	
Independent verification of the declaration and data according to ISO 14025:2011	
<input type="checkbox"/>	internally
<input checked="" type="checkbox"/>	externally



Dr. Eva Schmincke,  
(Independent verifier)

## 2. Product

### 2.1 Product description/Product definition

The Velux Flat roof windows CXP consists of a manually operated base unit made of a PVC curb with an integrated glazing unit and hinges on one side to allow for venting and a top unit with one-layer opaque or transparent acrylic (PMMA) dome. For the placing on the market of the product in the European Union/European Free Trade Association (EU/EFTA) (with the exception of Switzerland) *Regulation (EU) No. 305/2011 (CPR)* applies. The product needs a declaration of performance taking into consideration *EN 1873:2005*, Prefabricated accessories for roofing - Individual rooflights of plastics - Product specification and test methods and the CE-marking. For the application and use the respective national provisions apply.

### 2.2 Application

Velux flat roof windows CXP are used in renovation and new build.

### 2.3 Technical Data

The Declaration of Performance including relevant technical specifications and test methods/test standards can be downloaded from the website [www.velux.com/ce](http://www.velux.com/ce).

The declared values in the table relate to the reference product incl. an average pane. For other covered product variants, specific values can be selected at the bottom of the above-mentioned download page

#### Constructional data for CXP 120120 73Q+ISD 0000

For other variants, see [velux.com/ce](http://velux.com/ce)

Name	Value	Unit
Reaction to fire	-	class
Resistance to upward load EN 1875	UL 1500	-
water permeability acc. to EN 13985, EN 1027	-	class
Resistance to downward load EN 1873	UL 2500	-
Resistance to fire EN 13501-2	NPD	-
External fire performance EN 13501-5	NPD	-
Water tightness EN 1873	passed	-
Impact resistance - small hard body passed EN 1873	passed	-
Impact resistance - large soft body EN 1873	SB 1200	-
Direct airborne sound insulation EN ISO 410-3	36 (-1;-4)	dB
Thermal transmittance EN 1873	0,86	W/(m2K)
Luminous transmittance EN 410	0,72	-
Air permability EN 1026	4	Class
Durability EN 1873	NPD	-

Performance data of the product in accordance with the declaration of performance with respect to its essential characteristics according to

- *EN 1873:2005*, Prefabricated accessories for roofing - Individual rooflights of plastics - Product specification and test methods

### 2.4 Delivery status

The product is available in pre-defined sizes covering 0,6x0,6m to 1,5x1,5m.

### 2.5 Base materials/Ancillary materials

Composition of the base unit CXP:

PVC 40 %

galvanized steel 15 %  
laminated glass 25 %  
tempered glass 10 %  
others

Composition of the top unit (ISD 0000A):

PMMA 95 %

iron & cast iron 5 %

1) 'This product/article/at least one partial article contains substances listed in the *candidate list* (date: 02.03.2022) exceeding 0.1 percentage by mass:

- no

2) 'This product/article/at least one partial article contains other CMR substances in categories 1A or 1B which are not on the *candidate list*, exceeding 0.1 percentage by mass:

- not investigated with suppliers

3) 'Biocide products were added to this construction product or it has been treated with biocide products (this then concerns a treated product as defined by the (EU) *Regulation on Biocidal Products No. 528/2012*):

- no

### Recycled content

Name	Value	Unit
Glass	12	%
Steel	10	%
Others	0	%

The values stated in the table relate to the recycled material streams in VELUX production.

### 2.6 Manufacture

Base unit:

PVC profiles, gaskets and other minor components are produced outside Velux.

The insulating glass unit is assembled at a production site in France.

Minor ABS plastic and glass fibre components are produced at a factory in Denmark.

The production and final assembly of the base unit takes place at the production site in Slovakia.

The final production processes includes preparation of the PVC frame/sash profiles by cutting, milling and drilling and installation of EPS foam. The final PVC base is assembled by cutting, deburring and welding, cutting and mounting of gaskets and installation of the glazing unit, as well as packaging, stacking and wrapping of the product on pallets.

Top unit:

The plastic dome is produced and assembled at a production site in Germany.

The final production processes include forming/blow moulding of the plastic dome, with afterwards deburring, engraving and assembly, as well as packaging, stacking and wrapping of the product on pallets.

The factories are *ISO 9001* certified.

## 2.7 Environment and health during manufacturing

All factories are *ISO 14001* and *ISO 45001* certified.

## 2.8 Product processing/Installation

The product is delivered to the customer in two parts, a top and bottom part. After the hole in the roof is prepared, the bottom part of the product can be installed with the use of a screwdriver, after which the top unit can be fastened to the bottom unit.

## 2.9 Packaging

The packaging usually consists of:

- polyethylene film
- polystyrene foam parts
- cardboard

The use of other packaging materials is possible, but insignificant in terms of quantity.

The plastic packaging (polyethylene (PE) film, polystyrene foam parts) can be recycled if separated by type; alternatively, they can be incinerated.

## 2.10 Condition of use

The material composition of VELUX flat roof windows does not change over their service life.

## 2.11 Environment and health during use

VELUX flat roof windows do not contain any pollutants that could be released during use.

Environmental protection: According to current knowledge, hazards to water, air and soil cannot arise when the products are used as intended.

Health protection: According to current knowledge, no health hazards or impairments are to be expected.

## 2.12 Reference service life

It is not possible to calculate the reference service life according to *ISO 15686*. The service life based on a manufacturer's declaration is 30 years. The corresponding utilization scenario is declared in 4.

## 2.13 Extraordinary effects

## Fire

### Fire performance according to EN 13501:1

Name	Value
Building material class	B
Burning droplets	s1
Smoke gas development	d0

## Water

In the event of unforeseen exposure to water (flood), no adverse effects on human health or the environment are to be expected.

## Mechanical destruction

In the event of unforeseen mechanical destruction, VELUX flat roof windows must be replaced; apart from potential injuries from glass cullet, no adverse effects on human health or the environment are to be expected.

## 2.14 Re-use phase

VELUX flat roof windows can be dismantled manually without any problems. The metal parts are usually recycled, and the plastic parts and wood are sent for thermal recycling for energy recovery. Flat glass can be recycled whereas laminated glass is usually used as secondary aggregate in road construction or landfilling.

## 2.15 Disposal

VELUX flat roof windows are mostly inert and can be disposed of in an appropriate landfill. However, due to the value of the materials or the carbon content of the plastic parts and wood, recycling or energy recovery is preferable and common.

Waste code according to the *European Waste List* (Regulation on the European Waste List):

17 02 02 glass  
17 02 03 plastics  
17 04 14 mixed metals

## 2.16 Further information

Further documentation on the products, technical data sheets, BIM files, etc. can be found at:  
[www.velux.com](http://www.velux.com)

# 3. LCA: Calculation rules

## 3.1 Declared Unit

The declared unit is 1 piece of a manually operated VELUX flat roof window CXP with a base unit made of a PVC curb with an integrated glazing unit with 1.20 m x 1.20 m = 1.44 m<sup>2</sup>.

### Declared unit

Name	Value	Unit
Declared unit	1	piece
Area	1.44	m <sup>2</sup>
Weight	88,1	kg

## 3.2 System boundary

Type of EPD: Cradle to gate with options, with modules C1 – C4, and module D (A1-A3, C1-C3, D and additional modules

The production of VELUX flat roof windows (**modules A1-A3**) includes raw material extraction, energy generation, waste treatment and all transports up to the factory gate. In

accordance with *COUNCIL REGULATION (EU) No 333/2011*, secondary metals are modeled as part of the product system from the moment they are available as unmixed scrap. Waste or secondary fuels are not used for production.

**Module A4** is not declared due to large variances in transport distances between the production site and the construction site, where the product is installed.

**Module A5:** The products are delivered to the construction site ready to be installed. Manual installation is assumed; electricity consumption related to electric drilling machines, screw drivers, etc. is considered to be negligible. The combustible packaging material (plastics, wood, etc.) is assumed to be thermally treated in a municipal waste incineration plant with an efficiency  $R1 < 0.6$  (according to the *ecoinvent* dataset used); the recovered energy is declared as exported energy. Metals and cardboard are recycled; it is assumed that these fractions reach the end-of-waste state after having been sorted and transported (as a conservative choice) to a recycler. No packaging waste is landfilled.

**Modules B1 to B7** are not relevant for the product under consideration or no significant environmental impacts occur.

**Module C1** includes manual dismantling, with no significant environmental impact.

**Module C2** comprises the transport of the dismantled VELUX flat roof window to a sorting plant and then to a waste incineration plant for the thermally treated plastic fraction.

**Modules C3/C4:** given the complexity of the inventoried products, a mixed end-of-life scenario is modelled, allowing the different materials to follow their most likely path. As a rule of thumb, metals are recycled and plastics are incinerated (also due to the very limited data availability of plastics recycling and its benefits); coated and uncoated flat glass is assumed to be recycled whereas laminated glass is assumed to be landfilled due to very limited recycling potential. Metals and flat glass recycled; it is assumed that these fractions reach the end-of-waste state after having been sorted and transported to a recycler; laminated glass is landfilled. The combustible material (plastics, etc.) is assumed to be thermally treated in a municipal waste incineration plant.

**Module D** includes the benefits and burdens associated with recycling metals beyond the system boundary, resulting from the treatment of recycled materials from the point of end-of-waste to the point of substitution (as loads) and substitution of primary resources (as benefits). It also includes the benefits and burdens associated with energy recovery from plastic waste in a municipal waste incineration plant, as modeled in Module C3. In Module D, only net flows of metals leaving the product system are considered.

### 3.3 Estimates and assumptions

No further assumptions and estimates relevant to the result had to be made beyond the points made in this chapter 3 and in chapter 4.

### 3.4 Cut-off criteria

No data available from the company survey was neglected. These include, among other things, material use, energy demand (heat, electricity), packaging materials of raw materials (insofar as they are generated as waste) and product packaging, consumables in production, waste treatment and the transport of all inputs and outputs. With this approach, mass and energy flows below 1 % were also accounted for. No processes were neglected that would

have been known to the project managers and would have contributed significantly to the indicators of the impact assessment.

### 3.5 Background data

*Ecoinvent 3.8 (2021)* is used as the background database.

### 3.6 Data quality

The foreground data are based on extensive and detailed data collection at the production site. The foreground data could be fully linked with corresponding data records from the background database *ecoinvent 3.8*. The background data was updated in 2021. Thus, the quality of the foreground and background data can be rated as very good.

### 3.7 Period under review

The LCA data represents the production conditions for the year 2021.

### 3.8 Geographic Representativeness

Land or region, in which the declared product system is manufactured, used or handled at the end of the product's lifespan: Europe

### 3.9 Allocation

No co-products are generated during the production of the VELUX products. Sorted production scrap of the different metals, notably aluminium, is considered a secondary material with no economic value (so no burdens allocated) and considered in the quantification of net flows leaving the product system. This approach is chosen to ensure a coherent quantification of net flows entering module D.

No processes were modelled as part of the foreground model that would have required an allocation of multi-input processes. Background datasets on municipal waste incineration plants were taken from *ecoinvent* without any modification.

Allocation of reuse, recycling and recovery was avoided by the cut-off approach in the foreground model in line with *DIN EN 15804*.

### 3.10 Comparability

Basically, a comparison or an evaluation of EPD data is only possible if all the data sets to be compared were created according to *EN 15804* and the building context, respectively the product-specific characteristics of performance, are taken into account.

## 4. LCA: Scenarios and additional technical information

### Characteristic product properties of biogenic carbon

#### Information on describing the biogenic carbon content at factory gate

Name	Value	Unit
Biogenic carbon content in product	0.255	kg C
Biogenic carbon content in accompanying packaging	1.94	kg C

Note: 1 kg of biogenic carbon is equivalent to 44/12 kg of CO<sub>2</sub>.

### Module A5

The products are delivered to the construction site ready to be installed. Manual installation is assumed, and electricity consumption related to electric drilling machines, screw drivers, etc. is considered to be negligible. The combustible packaging material (plastics, wood, etc.) is assumed to be transported 50 km with a lorry 16-32 metric tons, EURO6 to an incineration plant with an efficiency R1 < 0.6 (according to the *ecoinvent* dataset used); the recovered energy is declared as exported energy; for its quantification an efficiency of 25.6 % is assumed for the production of heat and 13.0 % for the production of electricity (always referring to the lower heating value of the waste). Metals and cardboard are recycled; it is assumed that these fractions reach the end-of-waste state after having been sorted and transported (as a conservative choice) to a recycler over



150 km with a lorry 16-32 metric tons, EURO6.

No packaging waste is landfilled.

The use of multi-way pallets is not taken into account as packaging material.

#### Reference service life

Name	Value	Unit
Reference service life according to manufacturer's declaration	30	a
Declared product properties (at the gate) and finishes	The product has passed internal quality controls and complies with EN 1873 for CE marking	-
Design application parameters (if instructed by the manufacturer), including the references to the appropriate practices and application codes	Installation according to assembly instructions and state of the art.	-
An assumed quality of work, when installed in accordance with the manufacturer's instructions	Carried out in accordance with the manufacturer's instructions.	-
Outdoor environment, (for outdoor applications), e.g. weathering, pollutants, UV and wind exposure, building orientation, shading, temperature	The declared products are intended for installation outside the building: They are therefore designed to withstand outdoor conditions throughout their service life.	-
Indoor environment (for indoor applications), e.g. temperature, moisture, chemical exposure	The declared products are not intended for installation inside a building.	-
Usage conditions, e.g. frequency of use, mechanical exposure	Standard use in any type of building, i.e. opening/closing as often as necessary.	-
Maintenance e.g. required frequency, type and quality and replacement of components	The declared products are designed for a reference life of 30 years. They are maintained by cleaning water at the discretion of the building occupants.	-

#### Module B1

The products are assumed to have no direct emissions during the use phase. The indicator values of Module B1 are thus 0. For biogenic carbon storage, see table above.

#### Module B2

For manually operated flat roof windows, no impacts related to maintenance are inventoried in module B2. Annual cleaning with water (e.g., using 1 l/m<sup>2</sup> of tap water per annual cleaning) is neglected.

#### Module B6

Manually operated flat roof windows do not consume operational energy.

#### Module C1

Manual de-installation is assumed, electricity consumption related to electric screw drivers, etc. is considered to be negligible. Thus, no environmental impacts are declared in module C1.

#### Module C2

Given the complexity of the inventoried products, a mixed end-of-life scenario is modelled, allowing the different materials to

follow their most likely path.

It should also be noted that the deconstruction and waste treatment scenario can vary a lot, depending on the actual situation. Thus, a generic end-of-life scenario is assumed.

As a rule of thumb, metals are recycled, plastics are incinerated (also due to the very limited availability on plastics recycling and its benefits); coated and uncoated flat glass is assumed to be recycled whereas laminated glass is assumed to be landfilled due to very limited recycling potential.

The combustible material (mainly plastics) is assumed to be transported 50 km with a lorry 16-32 metric tons, EURO6 to an incineration plant.

Metals and flat glass recycled; it is assumed that these fractions reach the end-of-waste state after having been sorted and transported to a recycler over 150 km with a lorry 16-32 metric tons, EURO6.

Laminated glass is landfilled, including a transport of 30 km with a lorry 16-32 metric tons, EURO6.

#### Module C3

A consumption of 0.03 kWh/kg of electricity for shredding and sorting and 0.437 MJ/kg of diesel fuel for internal logistics are taken into account to disassemble the product. The recovered material leaves the product system as 'materials for recycling'. The net amounts of the metals leaving the product system are considered as 'use of secondary material' in Module D.

#### Module C4

As stated above, it is assumed that 100 % of the plastic parts and the wooden parts are treated in a waste incineration plant with an efficiency R1 < 0.6 (according to the *ecoinvent* dataset used); 25.57 % of the lower heating value of the plastic parts are recovered as heat and 13.0 % as electricity. Recovered energy is reported as 'exported energy' and considered in Module D.

Some of the material, notably laminated flat glass is assumed to be landfilled.

#### Module D

Module D contains the benefits and loads beyond the system boundary related to the recycling of metals, which result from the treatment of recycled materials from the point of end-of-waste status to the point of substitution (as loads) and the substitution of primary resources (as benefits).

Furthermore, it includes the benefits of raw material substitution of the recycling of flat glass, with the exception of laminated glass, which cannot be used for the production of glass again. Recovered flat glass is assumed to have reached the end-of-waste state as sorted glass cullet; glass cullet is assumed to replace virgin raw material for glass production – impacts on the energy required to remelt recycled glass as compared to virgin glass production are neglected due to a lack of data.

It also includes the benefits and loads related to the energy recovery from plastic wastes in a MWIP as modelled in Modules A3, A5 and C3.

Due to a lack of data for plastics from de-construction activities, the substitution potential of recycled plastics is not taken into account.

Only net flows leaving the product system are considered in module D.

## 5. LCA: Results

Disclaimer:

EP-freshwater: This indicator has been calculated as 'kg P eq' as required in the characterization model (EUTREND model, Struijs et al., 2009b, as implemented in ReCiPe; <http://eplca.jrc.ec.europa.eu/LCDN/developerEF.xhtml>)

**DESCRIPTION OF THE SYSTEM BOUNDARY (X = INCLUDED IN LCA; MND = MODULE OR INDICATOR NOT DECLARED; MNR = MODULE NOT RELEVANT)**

Product stage			Construction process stage		Use stage							End of life stage				Benefits and loads beyond the system boundaries
Raw material supply	Transport	Manufacturing	Transport from the gate to the site	Assembly	Use	Maintenance	Repair	Replacement	Refurbishment	Operational energy use	Operational water use	De-construction demolition	Transport	Waste processing	Disposal	Reuse-Recovery-Recycling-potential
A1	A2	A3	A4	A5	B1	B2	B3	B4	B5	B6	B7	C1	C2	C3	C4	D
X	X	X	MND	X	X	X	MNR	MNR	MNR	X	MND	X	X	X	X	X

**RESULTS OF THE LCA - ENVIRONMENTAL IMPACT according to EN 15804+A2: 1 piece VELUX flat roof window CXP, manually operated, 1.20 m x 1.20 m = 1.44 m<sup>2</sup>**

Parameter	Unit	A1-A3	A5	B1	B2	B6	C1	C2	C3	C4	D
GWP-total	kg CO <sub>2</sub> eq	2.6E+02	8.98E+00	0	0	0	0	7.02E-01	2.76E+00	9.64E+01	-5.9E+01
GWP-fossil	kg CO <sub>2</sub> eq	2.68E+02	1.88E+00	0	0	0	0	7.02E-01	1.82E+00	9.63E+01	-5.89E+01
GWP-biogenic	kg CO <sub>2</sub> eq	-8.03E+00	7.1E+00	0	0	0	0	0	9.36E-01	0	0
GWP-luluc	kg CO <sub>2</sub> eq	2.57E-01	8.44E-05	0	0	0	0	2.86E-04	2.03E-03	3.26E-02	-1.01E-01
ODP	kg CFC11 eq	5.78E-05	4.78E-08	0	0	0	0	1.65E-07	1.12E-07	1.11E-05	-3.65E-06
AP	mol H <sup>+</sup> eq	1.19E+00	1.31E-03	0	0	0	0	3.98E-03	6.96E-03	1.22E-01	-2.02E-01
EP-freshwater	kg P eq	8.19E-03	1.61E-06	0	0	0	0	5.16E-06	2.36E-04	9.65E-04	-3.93E-03
EP-marine	kg N eq	2.25E-01	4.91E-04	0	0	0	0	1.43E-03	2.23E-03	2.71E-02	-3.36E-02
EP-terrestrial	mol N eq	2.42E+00	5.43E-03	0	0	0	0	1.57E-02	2.53E-02	2.99E-01	-3.83E-01
POCP	kg NMVOC eq	7.93E-01	1.53E-03	0	0	0	0	4.5E-03	6.75E-03	8.02E-02	-1.19E-01
ADPE	kg Sb eq	5.38E+02	6.99E-07	0	0	0	0	2.35E-06	3.17E-06	2.58E-04	3.73E-05
ADPF	MJ	3.7E+03	3.13E+00	0	0	0	0	1.08E+01	2.52E+01	2.49E+02	-7.47E+02
WDP	m <sup>3</sup> world eq deprived	1.01E+02	1.27E-02	0	0	0	0	3.55E-02	6.26E-02	1.84E+01	-4.28E+00

GWP = Global warming potential; ODP = Depletion potential of the stratospheric ozone layer; AP = Acidification potential of land and water; EP = Eutrophication potential; POCP = Formation potential of tropospheric ozone photochemical oxidants; ADPE = Abiotic depletion potential for non-fossil resources; ADPF = Abiotic depletion potential for fossil resources; WDP = Water (user) deprivation potential)

**RESULTS OF THE LCA - INDICATORS TO DESCRIBE RESOURCE USE according to EN 15804+A2: 1 piece VELUX flat roof window CXP, manually operated, 1.20 m x 1.20 m = 1.44 m<sup>2</sup>**

Parameter	Unit	A1-A3	A5	B1	B2	B6	C1	C2	C3	C4	D
PERE	MJ	1.97E+02	4.74E-02	0	0	0	0	1.53E-01	3.18E+00	2.79E+01	-7.01E+01
PERM	MJ	9.36E+01	-8.16E+01	0	0	0	0	0	-1.21E+01	0	0
PERT	MJ	2.91E+02	-8.15E+01	0	0	0	0	1.53E-01	-8.88E+00	2.79E+01	-7.01E+01
PENRE	MJ	3.45E+03	2.88E+01	0	0	0	0	1.08E+01	2.01E-05	1.15E+03	-7.54E+02
PENRM	MJ	9.29E+02	-2.57E+01	0	0	0	0	0	0	-9.03E+02	0
PENRT	MJ	4.38E+03	3.13E+00	0	0	0	0	1.08E+01	2.01E-05	2.49E+02	-7.54E+02
SM	kg	2.25E+01	0	0	0	0	0	0	0	0	-6.77E+00
RSF	MJ	0	0	0	0	0	0	0	0	0	0
NRSF	MJ	0	0	0	0	0	0	0	0	0	0
FW	m <sup>3</sup>	2.41E+00	6.25E-04	0	0	0	0	1.18E-03	6.01E-03	4.81E-01	-2.28E-01

PERE = Use of renewable primary energy excluding renewable primary energy resources used as raw materials; PERM = Use of renewable primary energy resources used as raw materials; PERT = Total use of renewable primary energy resources; PENRE = Use of non-renewable primary energy excluding non-renewable primary energy resources used as raw materials; PENRM = Use of non-renewable primary energy resources used as raw materials; PENRT = Total use of non-renewable primary energy resources; SM = Use of secondary material; RSF = Use of renewable secondary fuels; NRSF = Use of non-renewable secondary fuels; FW = Use of net fresh water

**RESULTS OF THE LCA - WASTE CATEGORIES AND OUTPUT FLOWS according to EN 15804+A2: 1 piece VELUX flat roof window CXP, manually operated, 1.20 m x 1.20 m = 1.44 m<sup>2</sup>**

Parameter	Unit	A1-A3	A5	B1	B2	B6	C1	C2	C3	C4	D
HWD	kg	2.37E-02	8.25E-06	0	0	0	0	2.76E-05	2.01E-05	4.23E-04	1.84E-03
NHWD	kg	5.83E+01	2.24E-01	0	0	0	0	7.24E-01	1.02E-01	3.79E+01	-9.41E+00



RWD	kg	2.13E-02	4.45E-05	0	0	0	0	1.56E-04	2.28E-04	1.89E-03	-2.92E-03
CRU	kg	0	0	0	0	0	0	0	0	0	0
MFR	kg	1.05E+01	4.86E+00	0	0	0	0	0	1.57E+01	0	0
MER	kg	0	0	0	0	0	0	0	0	0	0
EEE	MJ	1.16E+00	3.34E+00	0	0	0	0	0	0	1.17E+02	0
EET	MJ	2.2E+00	6.56E+00	0	0	0	0	0	0	2.31E+02	0

HWD = Hazardous waste disposed; NHWD = Non-hazardous waste disposed; RWD = Radioactive waste disposed; CRU = Components for re-use; MFR = Materials for recycling; MER = Materials for energy recovery; EEE = Exported electrical energy; EET = Exported thermal energy

#### RESULTS OF THE LCA – additional impact categories according to EN 15804+A2-optional: 1 piece VELUX flat roof window CXP, manually operated, 1.20 m x 1.20 m = 1.44 m<sup>2</sup>

Parameter	Unit	A1-A3	A5	B1	B2	B6	C1	C2	C3	C4	D
PM	Disease incidence	1.05E-05	1.93E-08	0	0	0	0	6.32E-08	1.08E-07	9.45E-07	-1.98E-06
IR	kBq U235 eq	6.8E+00	1.35E-02	0	0	0	0	4.69E-02	8.73E-02	1.08E+00	-1.18E+00
ETP-fw	CTUe	5.67E+03	3.27E+00	0	0	0	0	8.56E+00	1.48E+01	4.66E+03	-7.29E+02
HTP-c	CTUh	4.94E-07	3.03E-10	0	0	0	0	3.41E-10	4E-10	3.01E-08	-3.39E-08
HTP-nc	CTUh	4.7E-06	4.37E-09	0	0	0	0	9.85E-09	1.3E-08	1.17E-06	3.14E-08
SQP	SQP	1.01E+03	2.63E+00	0	0	0	0	9.22E+00	3.4E+00	8.05E+01	-8.21E+01

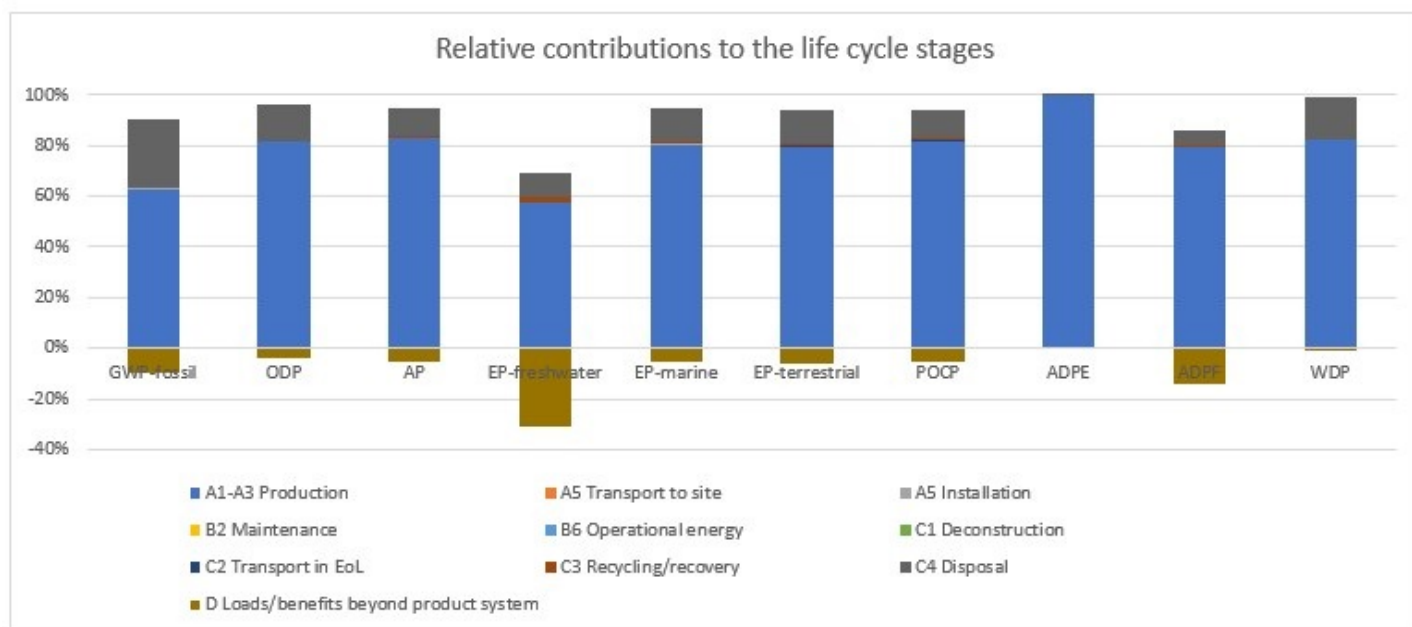
PM = Potential incidence of disease due to PM emissions; IR = Potential Human exposure efficiency relative to U235; ETP-fw = Potential comparative Toxic Unit for ecosystems; HTP-c = Potential comparative Toxic Unit for humans (cancerogenic); HTP-nc = Potential comparative Toxic Unit for humans (not cancerogenic); SQP = Potential soil quality index

Disclaimer 1 – for the indicator 'Potential Human exposure efficiency relative to U235'. This impact category deals mainly with the eventual impact of low dose ionizing radiation on human health of the nuclear fuel cycle. It does not consider effects due to possible nuclear accidents, occupational exposure or radioactive waste disposal in underground facilities. Potential ionizing radiation from the soil, radon and from some construction materials is also not measured by this indicator.

Disclaimer 2 – for the indicators 'abiotic depletion potential for non-fossil resources', 'abiotic depletion potential for fossil resources', 'water (user) deprivation potential, deprivation-weighted water consumption', 'potential comparative toxic unit for ecosystems', 'potential comparative toxic unit for humans – cancerogenic', 'Potential comparative toxic unit for humans - not cancerogenic', 'potential soil quality index'. The results of this environmental impact indicator shall be used with care as the uncertainties on these results are high as there is limited experience with the indicator.

## 6. LCA: Interpretation

Figure 1 illustrates the relative contributions of the different modules along the life cycle of the declared products.



**Figure1: Relative environmental impacts of the different life cycle stages for the manually operated flat roof window CXP**

The largest part of environmental impacts – between 70 % and rather 100 % - is caused during production (modules A1-A3) of the flat roof window. No operational energy is used as the flat roof window cannot be opened.

Benefits and burdens beyond the system boundary (module D) are in the order of 0 % to 40% of the impacts over the product life cycle (modules A1-C4). [1] The use of renewable primary energy is mainly caused by the share of renewable energy in the electricity mix, thus the production stage is the main driver of this impact category; also for the use of non-renewable primary energy, the production phase is the most impacting life cycle stage. Material use of primary energy is negligible and related to plastic parts of the product and packaging material. The

material use of primary energy is transferred to its energy use when the materials containing primary energy are incinerated with energy recovery.  
Non-hazardous waste as the quantitatively most relevant waste flows is mainly caused during the production of the glass and during disposal of the product; hazardous and radio-active

wastes are mainly caused by the European electricity mix.

[1] Benefits resulting from the recycling of plastics as well as from the recycling of the electronic parts are disregarded due to the lack of data on the recycling processes and related to the detailed composition of the electronic parts.

## 7. Requisite evidence

### 8.1 Formaldehyde

Not tested based on applicable product standard.

### 7.2 MDI

Not tested based on applicable product standard. **7.3**

**Checking of pre-treatment of substances used according**

### to AltholzVO

Not applicable; not tested based on applicable product standard. **7.4. Fire gas toxicity**

Not tested based on applicable product standard. **7.5 VOC emissions**

Not tested based on applicable product standard.

## 8. References

### Product category rules of IBU

#### IBU (2021)

IBU (2021): General Instructions for the EPD Programme of the Institut Bauen & Umwelt e.V. (General Instructions for the IBU EPD Programme). Version 2.0, Institut Bauen & Umwelt, Berlin

#### IBU (2017)

IBU (2017): PCR Teil A: PCR Part A: Calculation rules for the life cycle assessment and requirements for the project report. Version 1.8., Institut Bauen & Umwelt, Berlin.

#### IBU (2021)

IBU (2021): PCR Part B: Requirements on the EPD for windows and doors. Version 2021/01, Institut Bauen & Umwelt, Berlin.

### Standards and legal documents

#### EN 15804

DIN EN 15804+A2:2019, Sustainability of construction works - Environmental product declarations - Core rules for the product category construction products.

#### ISO 14025

DIN EN ISO 14025:2006-07, Environmental labels and declarations - Type III Environmental declarations - Principles and procedures.

#### ISO 14044

DIN EN ISO 14044:2006-07, Environmental management - Life cycle assessment - Requirements and guidance (ISO 14044:2006); German and English versions EN ISO 14044:2006.

#### ISO 9001

DIN EN ISO 9001:2015, Quality management systems - Requirements.

#### ISO 14001

DIN EN ISO 14001:2015: Environmental management systems - Requirements with guidance for use.

#### ISO 45001

ISO 45001:2018-03, Occupational health and safety management systems - Requirements with guidance for use.

#### EN 1873

DIN EN 1873:2005, Prefabricated accessories for roofing - Individual rooflights of plastics - Product specification and test methods.

#### EN 16485

DIN EN 16485:2014-07, Round and sawn timber - Environmental Product Declarations - Product category rules for wood and wood-based products for use in construction; German version EN 16485:2014.

#### ECHA-List

The Candidate List of substances of very high concern, available via <https://echa.europa.eu/nl/-/four-news-substances-added-to-the-candidate-list>.

#### Regulation on biocidal products

REGULATION (EU) No 528/2012 OF THE EUROPEAN PARLIAMENT AND OF THE COUNCIL of 22 May 2012 concerning the making available on the market and use of biocidal products.

#### Regulation (EU) Nr. 305/2011(CPR)

REGULATION (EU) No 305/2011 OF THE EUROPEAN PARLIAMENT AND OF THE COUNCIL of 9 March 2011 laying down harmonised conditions for the marketing of construction products and repealing Council Directive 89/106/EEC.

#### COUNCIL REGULATION (EU) No 333/2011

COUNCIL REGULATION (EU) No 333/2011 of 31 March 2011 establishing criteria determining when certain types of scrap metal cease to be waste under Directive 2008/98/EC of the European Parliament and of the Council.

#### European Waste List (Waste index)

<http://www.gesetze-im-internet.de/avv/anlage.htm>

### Additional references

#### Weidema et al. (2013)

Weidema, B., C. Bauer, R. Hirsch, C. Mutel, T. Nemecek, J. Reinhard, C.O. Vadenbo, G. Wernet (2013): Overview and methodology, Data quality guideline for the ecoinvent database version 3. ecoinvent report no. 1 (v3), St. Gallen, Schweiz.

#### ecoinvent 3.8

ecoinvent 3.8, LCA database, 12/2021. Ecoinvent centre, Zürich.

**Publisher**

Institut Bauen und Umwelt e.V.  
Hegelplatz 1  
10117 Berlin  
Germany

+49 (0)30 3087748- 0  
[info@ibu-epd.com](mailto:info@ibu-epd.com)  
[www.ibu-epd.com](http://www.ibu-epd.com)

---

**Programme holder**

Institut Bauen und Umwelt e.V.  
Hegelplatz 1  
10117 Berlin  
Germany

+49 (0)30 3087748- 0  
[info@ibu-epd.com](mailto:info@ibu-epd.com)  
[www.ibu-epd.com](http://www.ibu-epd.com)

---

Dr. Frank Werner

**Umwelt & Entwicklung**

**Author of the Life Cycle Assessment**

Dr. Frank Werner - Umwelt & Entwicklung  
Kammelenbergstrasse 30  
9011 St. Gallen  
Switzerland

+ 41 (0)44 241 39 06  
[frank@frankwerner.ch](mailto:frank@frankwerner.ch)  
<http://www.frankwerner.ch/>

---

The VELUX logo consists of the word "VELUX" in white, bold, sans-serif capital letters, followed by a registered trademark symbol (®). It is set against a solid red rectangular background.

**Owner of the Declaration**

VELUX Group  
Ådalsvej 99  
2970 Hørsholm  
Denmark

+4545164726  
[jakob.roerbech@velux.com](mailto:jakob.roerbech@velux.com)  
[www.velux.com](http://www.velux.com)